

MAJOR LEAGUE BASEBALL MANUAL

SITUATION 1

SINGLE TO LEFT FIELD

No one on base.

PITCHER: Move to a position half-way between mound and 2B.

CATCHER: Follow runner down to 1B.

FIRST BASEMAN: Make sure the runner tags the base in making the turn, then cover 1B.

SHORTSTOP: Act as cutoff man in short left field.

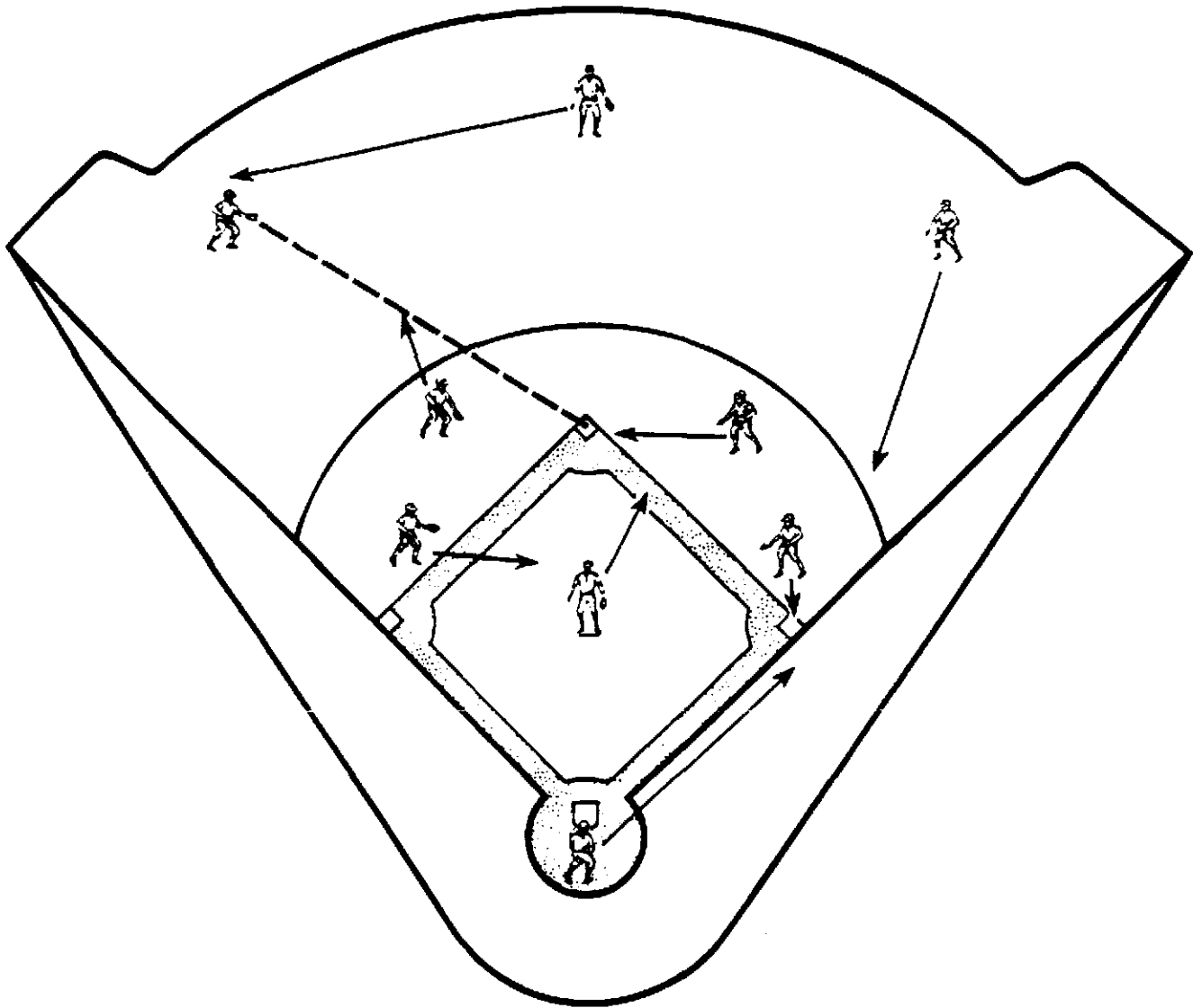
SECOND BASEMAN: Cover 2B.

THIRD BASEMAN: Protect 3B area.

OUTFIELDERS: Center fielder—back up left fielder. Right fielder—move in toward 1B area.

Note possible switch of shortstop and third baseman on ground single.

DEFENSIVE ASSIGNMENTS



SITUATION 1

MAJOR LEAGUE BASEBALL MANUAL

SITUATION 2

SINGLE TO LEFT FIELD

Man on 1B.

PITCHER: Back up 3B.

THIRD BASEMAN: Cover 3B.

CATCHER: Protect home-plate area.

CENTER FIELDER: Back up left fielder.

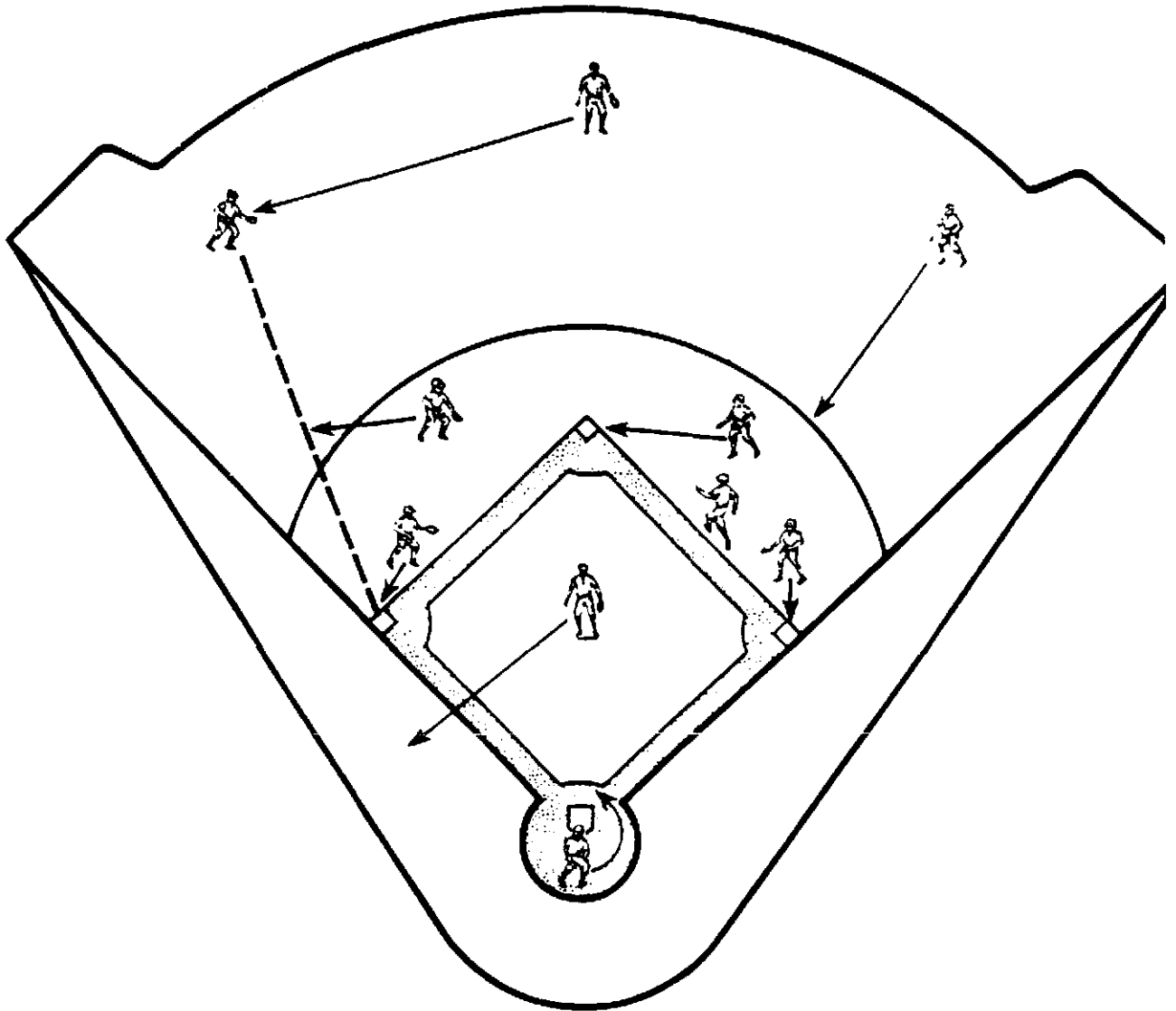
FIRST BASEMAN: Cover 1B.

RIGHT FIELDER: Move in toward infield area.

SECOND BASEMAN: Cover 2B.

SHORTSTOP: Move into a position to be the cutoff man on the throw to 3B.

DEFENSIVE ASSIGNMENTS



SITUATION 2

MAJOR LEAGUE BASEBALL MANUAL

SITUATION 3

SINGLE TO LEFT FIELD

Man on 2B, or
Men on 1B and 2B, or
Bases loaded.

PITCHER: Back up home plate.

CATCHER: Cover home plate.

FIRST BASEMAN: Cover 1B.

SECOND BASEMAN: Cover 2B.

SHORTSTOP: Cover 3B.

THIRD BASEMAN: Be the cutoff man.

CENTER FIELDER: Back up left fielder.

RIGHT FIELDER: Move in toward 2B area.

MAJOR LEAGUE BASEBALL MANUAL

SITUATION 3

SINGLE TO LEFT FIELD

Man on 2B, or
Men on 1B and 2B, or
Bases loaded.

PITCHER: Back up home plate.

CATCHER: Cover home plate.

FIRST BASEMAN: Cover 1B.

SECOND BASEMAN: Cover 2B.

SHORTSTOP: Cover 3B.

THIRD BASEMAN: Be the cutoff man.

CENTER FIELDER: Back up left fielder.

RIGHT FIELDER: Move in toward 2B area.

MAJOR LEAGUE BASEBALL MANUAL

SITUATION 4

SINGLE TO LEFT FIELD BETWEEN SHORTSTOP AND THIRD BASEMAN

Man on 2B, or
Men on 2B and 3B.

PITCHER: Back up home plate.

CATCHER: Cover home plate.

FIRST BASEMAN: Cutoff man! Take a position about 45 feet from home plate in line with left fielder and home plate.

SECOND BASEMAN: Cover 2B.

SHORTSTOP: May have to cover 3B if third baseman cannot recover.

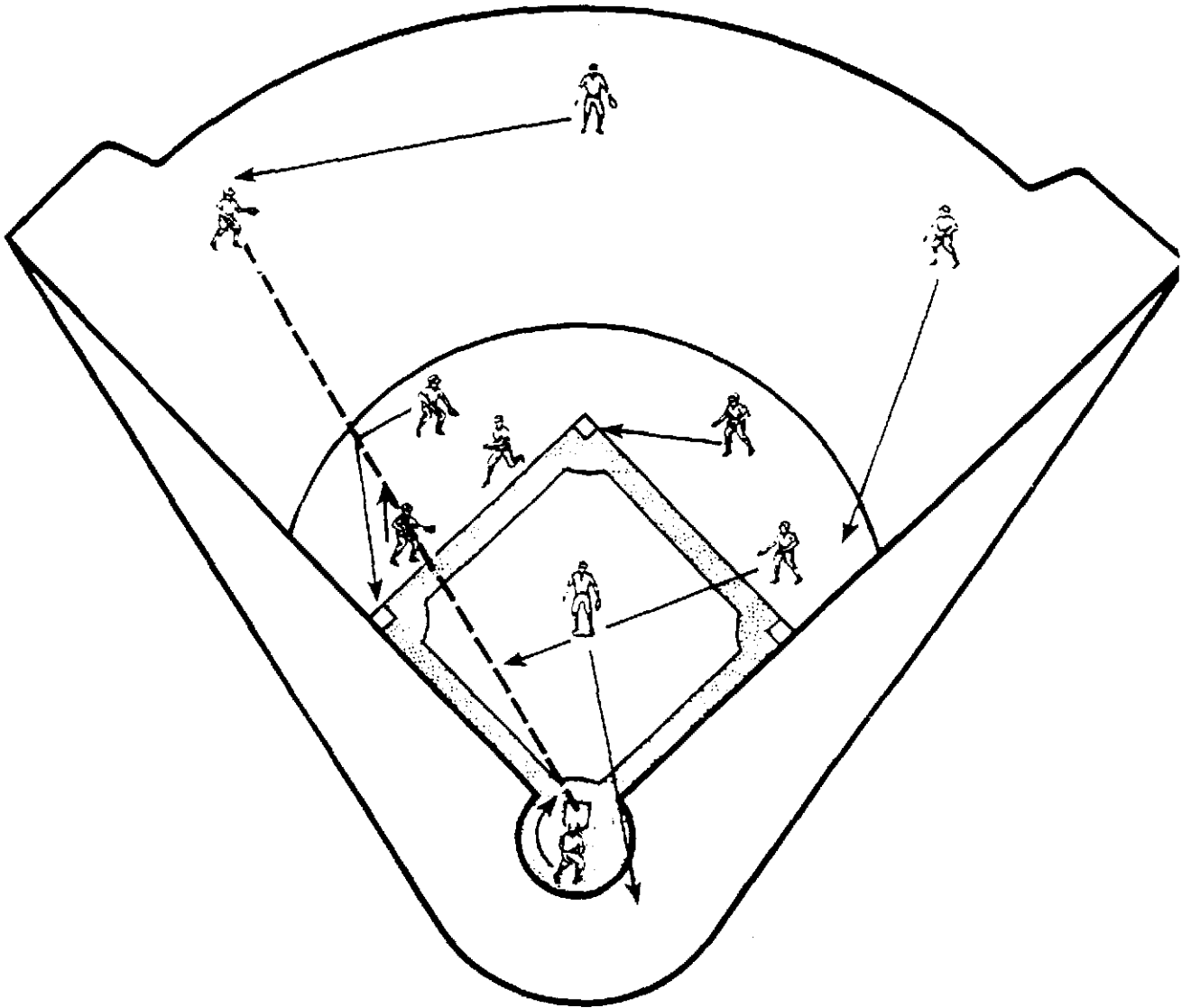
THIRD BASEMAN: Cover 3B if possible.

LEFT FIELDER: Make low throw to the plate.

CENTER FIELDER: Back up left fielder.

RIGHT FIELDER: Come in quickly to try and cover 1B.

DEFENSIVE ASSIGNMENTS



SITUATION 4

DEFENSIVE ASSIGNMENTS

SITUATION 5

SINGLE TO LEFT FIELD

Judgment Play

Man on 2B

Hitter is the tying run.

PITCHER: Move off mound to back up home plate in case the left fielder makes the throw home.

CATCHER: Cover home plate.

FIRST BASEMAN: Cover 1B.

SECOND BASEMAN: Cover 2B.

SHORTSTOP: Cutoff position.

THIRD BASEMAN: Move into position to be cutoff man in case the left fielder throws home.

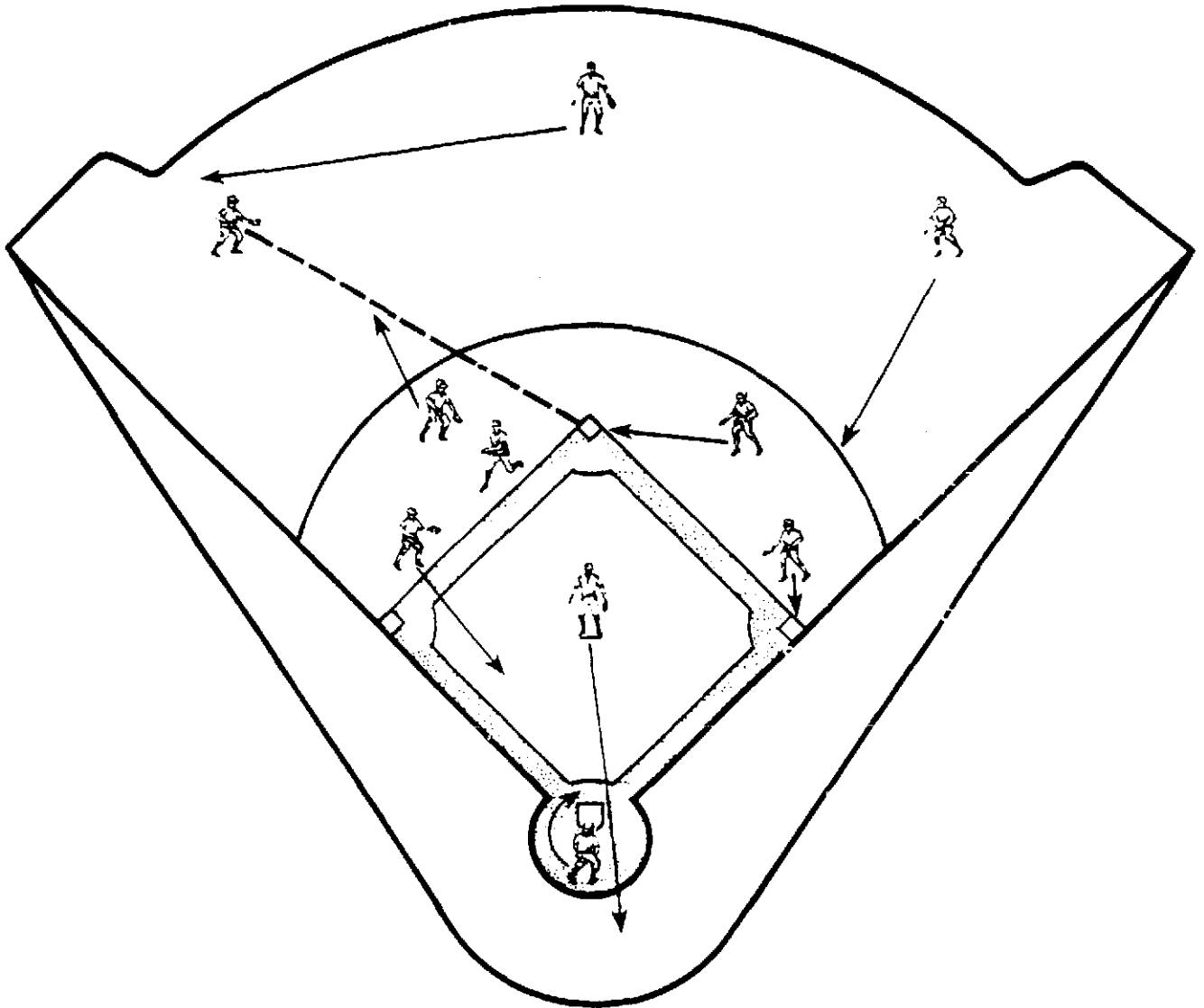
LEFT FIELDER: Make low throw to 2B to keep batter from advancing into scoring position.

CENTER FIELDER: Back up left fielder.

RIGHT FIELDER: Move into position to help back up 2B.

Never let the tying run get into scoring position at 2B by making a foolish throw to the plate.

DEFENSIVE ASSIGNMENTS



SITUATION 5

MAJOR LEAGUE BASEBALL MANUAL

SITUATION 6

DOUBLE, POSSIBLE TRIPLE, TO LEFT CENTER

No one on base. or
Man on 3B or 2B. or
Men on 3B and 2B.

PITCHER: Back up 3B in line with throw.

CATCHER: Protect home plate.

FIRST BASEMAN: Trail the runner to 2B, cover the bag, ready for a play if runner rounds base too far.

SECOND BASEMAN: Trail about 30 feet behind shortstop in line with 3B.

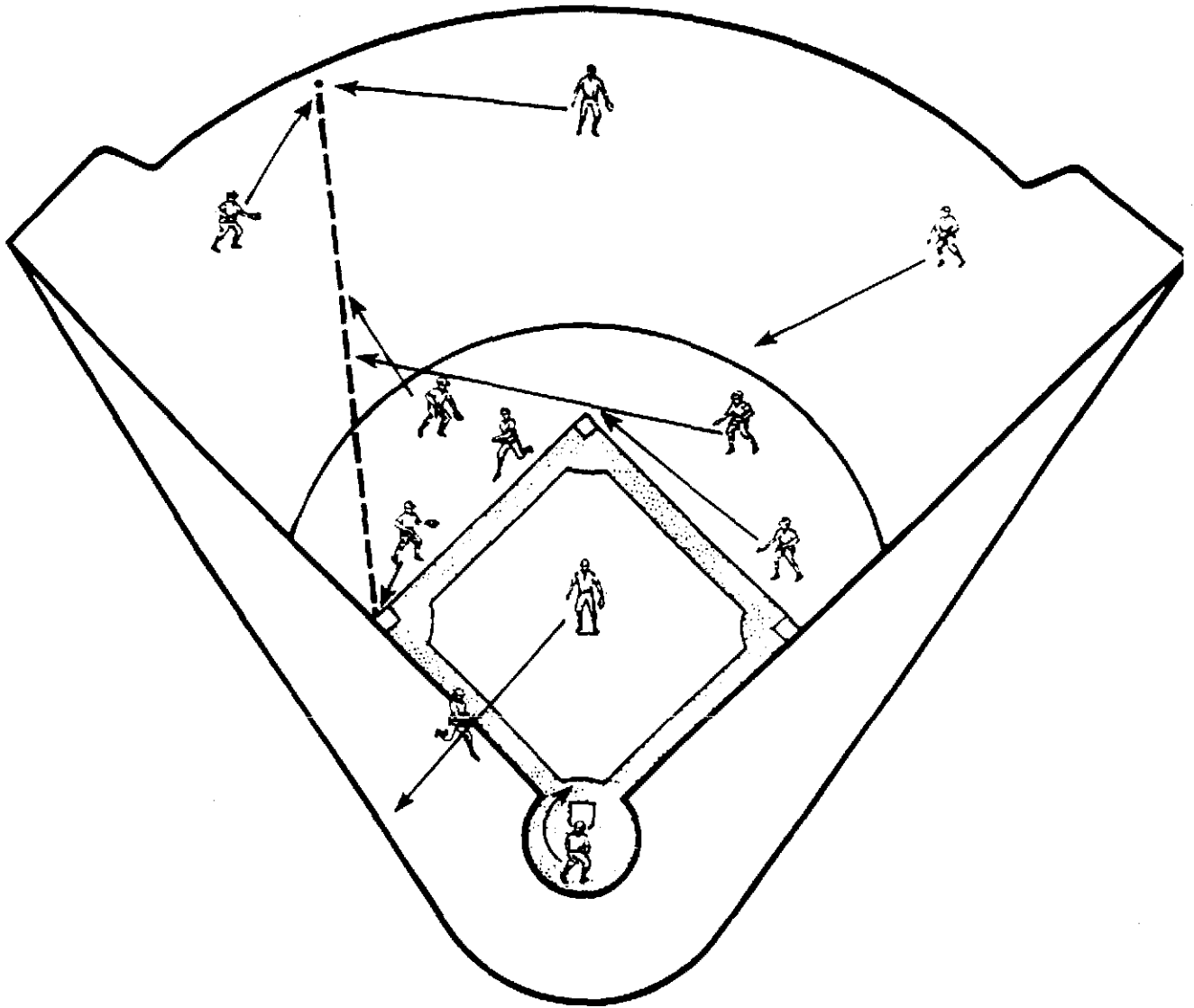
SHORTSTOP: Go to a spot in left center to become relay man.

THIRD BASEMAN: Cover 3B: stand on left side of base.

CENTER FIELDER: Back up the left fielder.

RIGHT FIELDER: Move in toward 2B.

DEFENSIVE ASSIGNMENTS



SITUATION 6

MAJOR LEAGUE BASEBALL MANUAL

SITUATION 7

DOUBLE. POSSIBLE TRIPLE, TO LEFT CENTER

Man on 1B, or
Men on 1B and 2B. or
Bases loaded.

PITCHER: Go halfway between home and 3B and then back up the base where throw is going.

CATCHER: Protect home plate.

FIRST BASEMAN: Be the cutoff man.

SECOND BASEMAN: Trail about 30 feet behind shortstop in line with 3B.

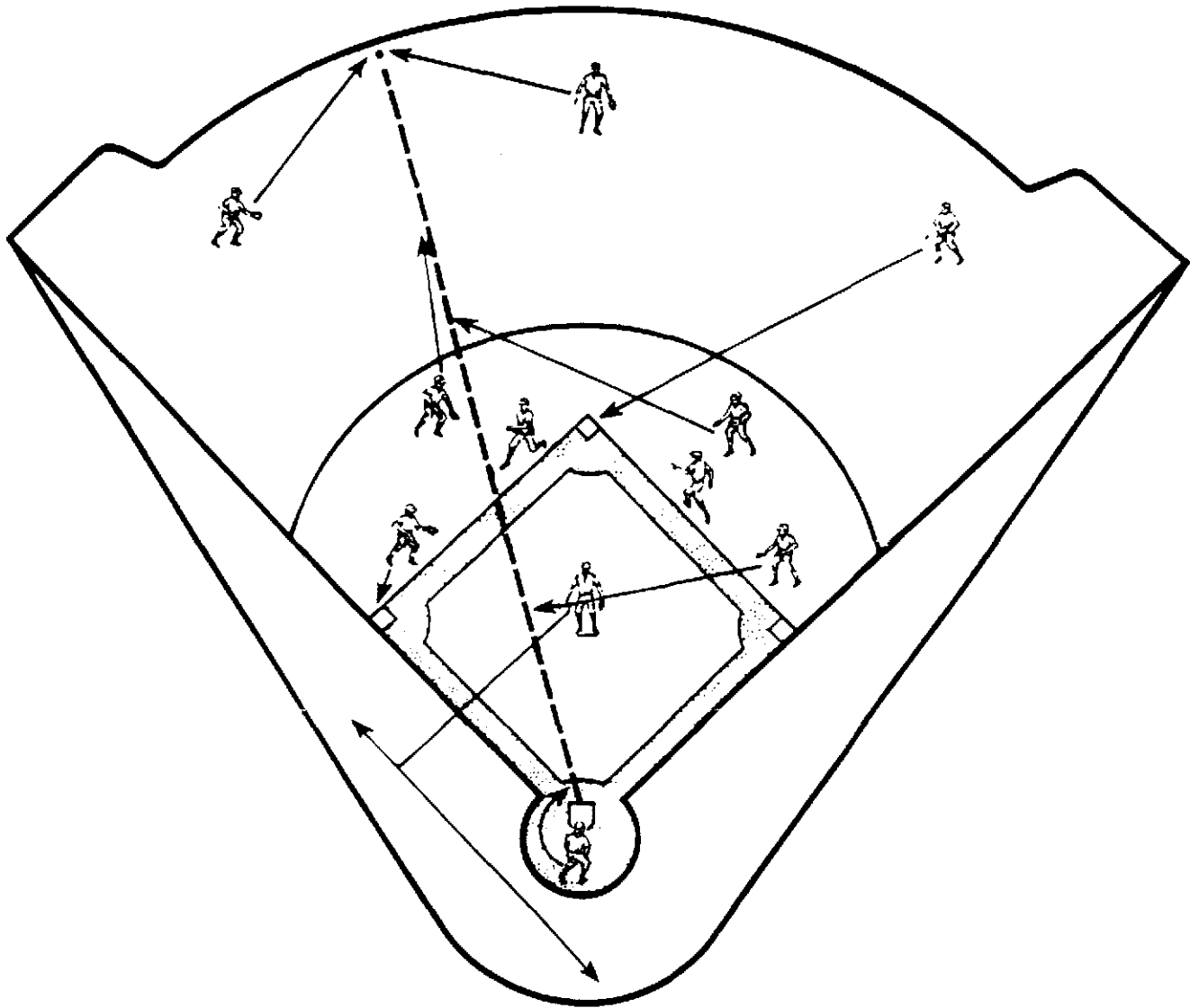
SHORTSTOP: Go to a spot in left center to become relay man.

THIRD BASEMAN: Cover 3B: stand on left side of base.

CENTER FIELDER: Back up the left fielder.

RIGHT FIELDER: Move in to cover 2B.

DEFENSIVE ASSIGNMENTS



SITUATION 7

MAJOR LEAGUE BASEBALL MANUAL

SITUATION 8

DOUBLE, POSSIBLE TRIPLE.
DOWN LEFT-FIELD FOUL LINE

Man on 1B.

PITCHER: Back up home plate.

SHORTSTOP: Relay man!

CATCHER: Cover home plate.

THIRD BASEMAN: Cover 3B.

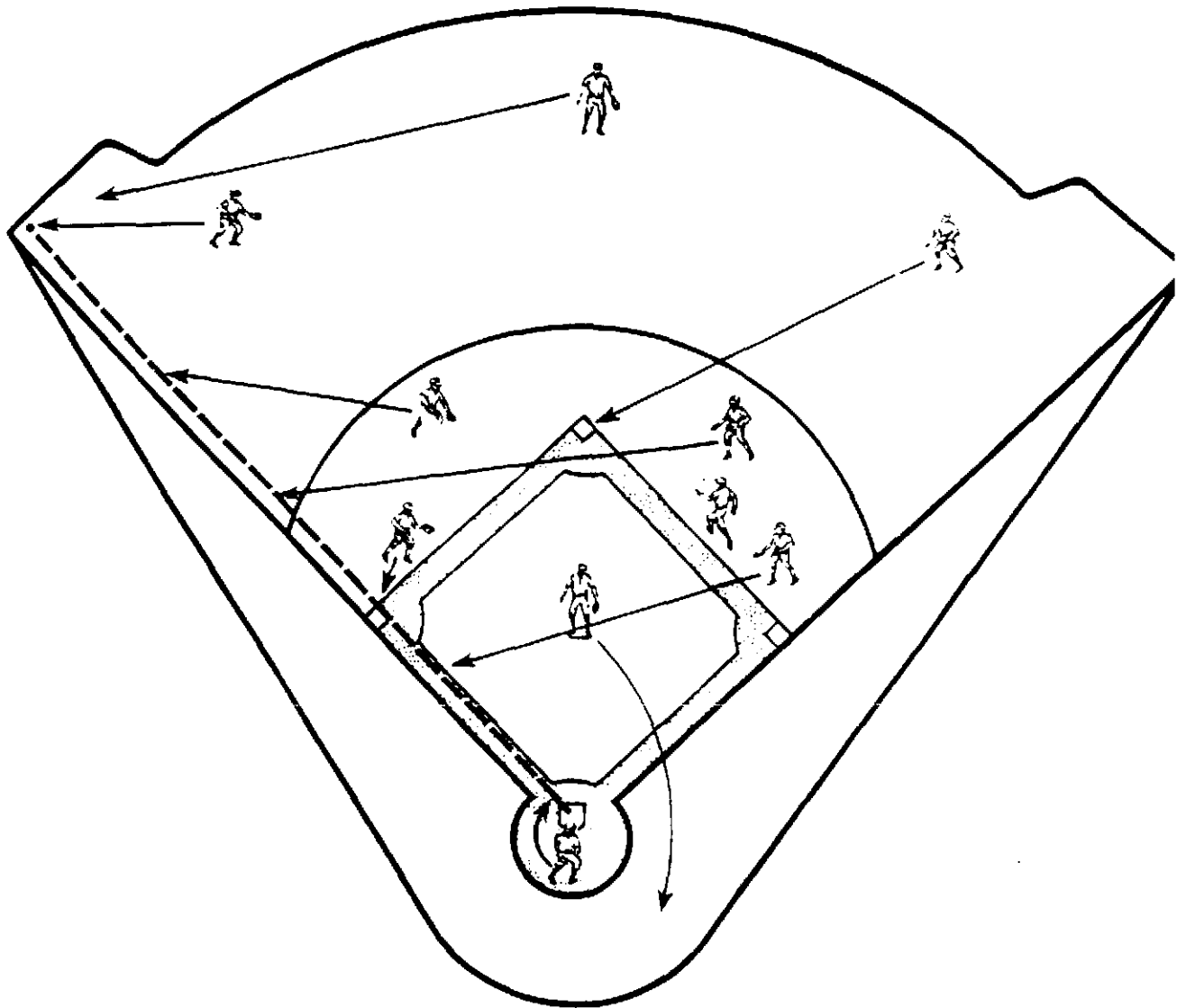
FIRST BASEMAN: Become the cutoff man.

CENTER FIELDER: Back up left fielder.

SECOND BASEMAN: Become trailer behind the shortstop.

RIGHT FIELDER: Cover 2B.

DEFENSIVE ASSIGNMENTS



SITUATION 8

MAJOR LEAGUE BASEBALL MANUAL

SITUATION 9

SINGLE TO CENTER FIELD

No one on base.

PITCHER: Move to a position half-way between mound and 2B.

SECOND BASEMAN: Cover 2B or take relay throw from center fielder.

CATCHER: Protect home-plate area.

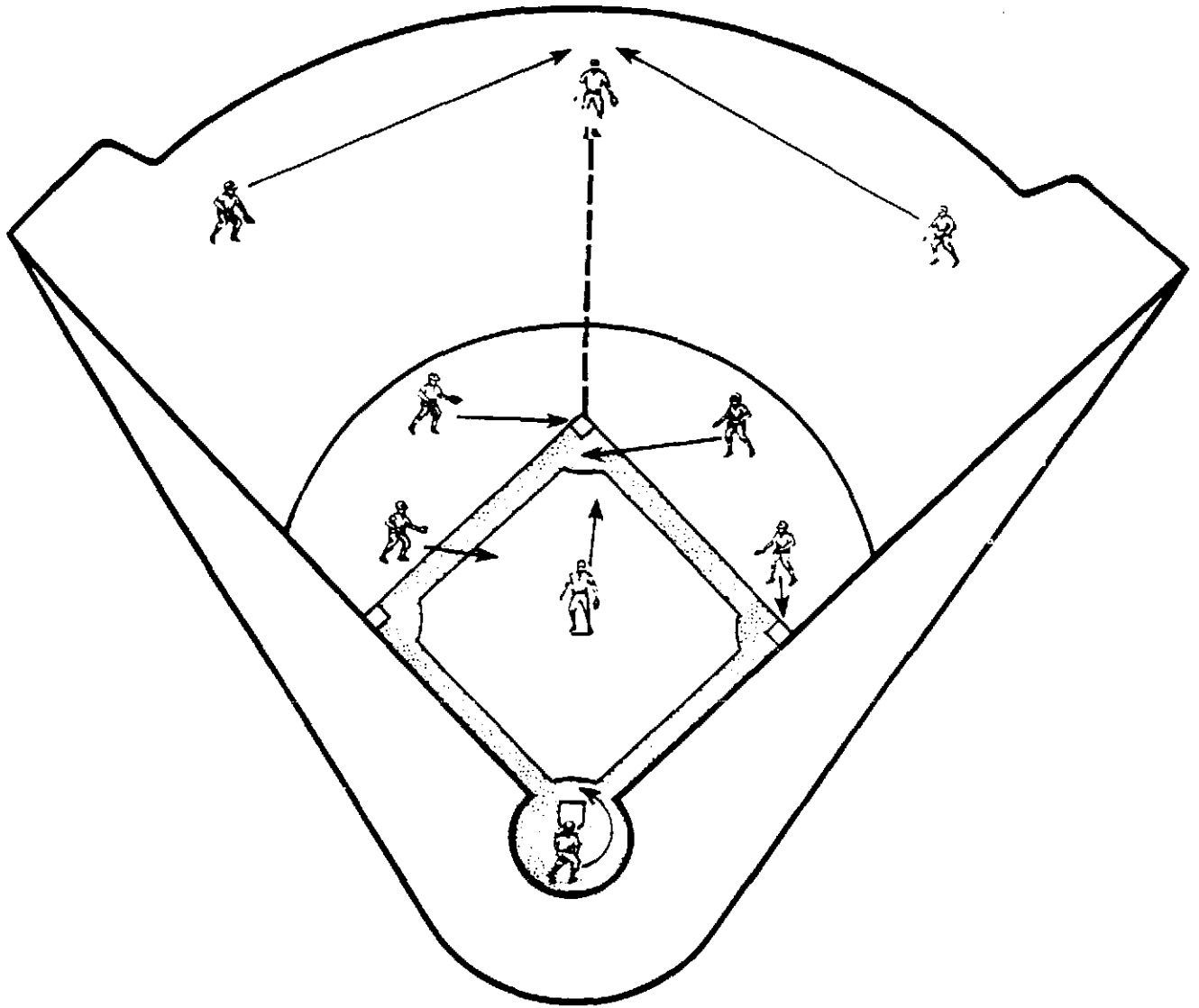
THIRD BASEMAN: Protect 3B area.

FIRST BASEMAN: Make sure the runner tags the base in making the turn, then cover 1B.

OUTFIELDERS: Left and right fielders back up center fielder.

SHORTSTOP: Cover 2B or take relay throw from center fielder.

DEFENSIVE ASSIGNMENTS



SITUATION 9

MAJOR LEAGUE BASEBALL MANUAL

SITUATION 10

SINGLE TO CENTER FIELD

Man on 1B.

PITCHER: Back up 3B.

CATCHER: Protect home-plate area.

FIRST BASEMAN: Cover 1B.

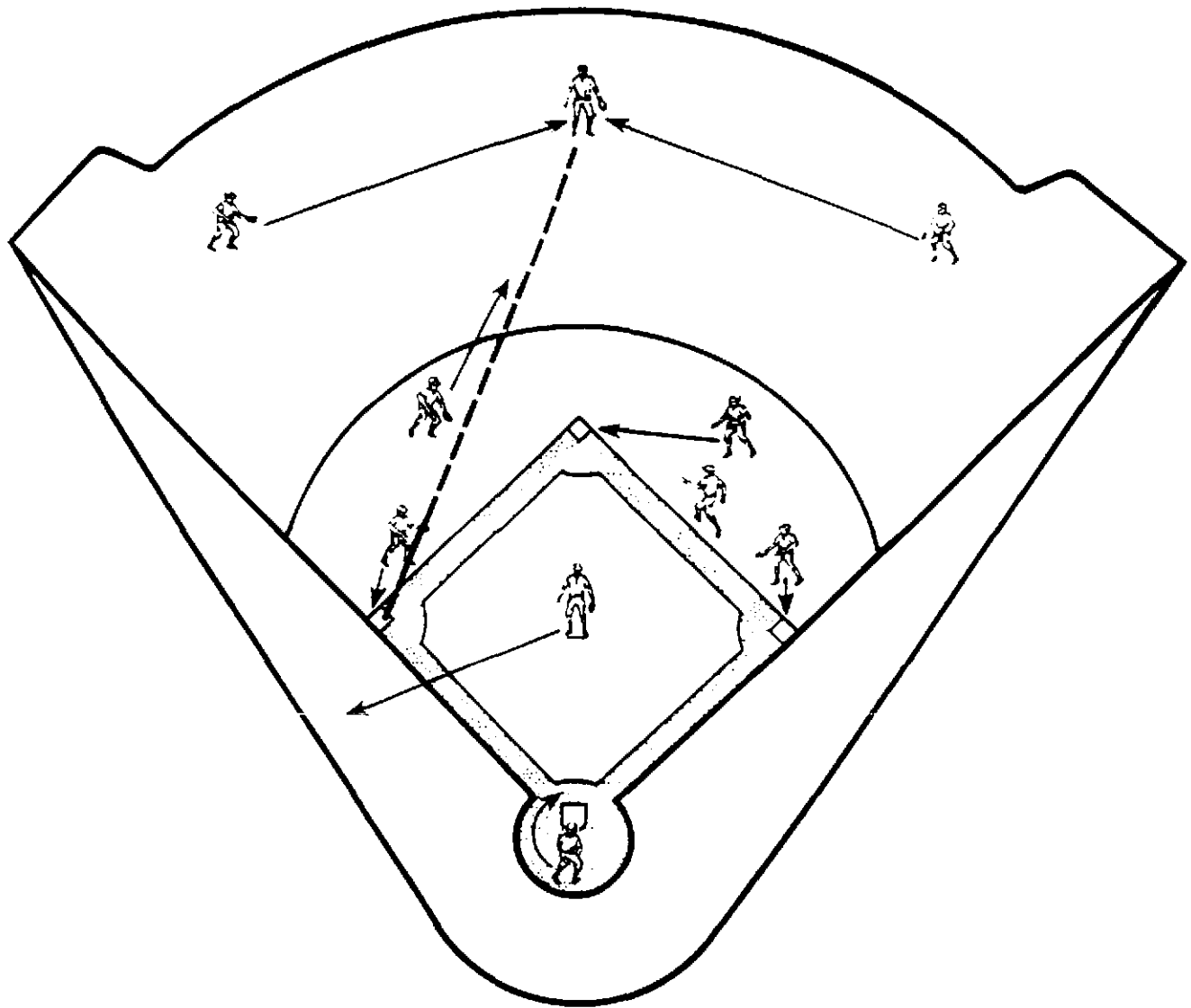
SECOND BASEMAN: Cover 2B.

SHORTSTOP: Be cutoff man or
throw from center field to 3B.

THIRD BASEMAN: Cover 3B.

LEFT AND RIGHT FIELDERS: Back
up center fielder.

DEFENSIVE ASSIGNMENTS



SITUATION 10

MAJOR LEAGUE BASEBALL MANUAL

SITUATION 11

SINGLE TO CENTER FIELD

Man on 2B. or
Men on 2B and 3B.

PITCHER: Back up home plate.

CATCHER: Cover home plate.

FIRST BASEMAN: Be the cutoff man.

SECOND BASEMAN: Go after ball. If possible, return to cover 1B.

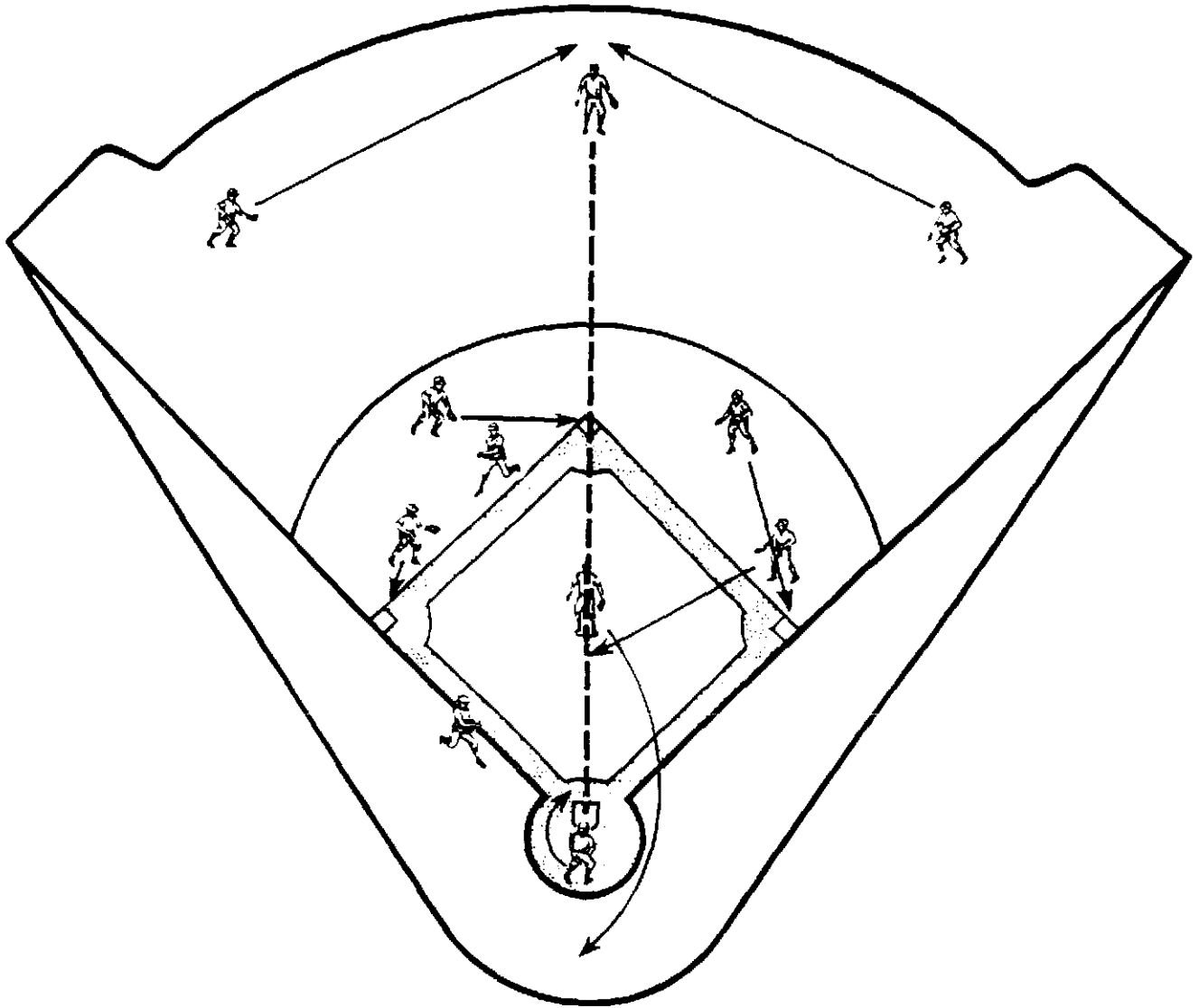
SHORTSTOP: Go after ball. Then cover 2B.

THIRD BASEMAN: Cover 3B.

LEFT FIELDER: Back up center fielder.

RIGHT FIELDER: Back up center fielder.

DEFENSIVE ASSIGNMENTS



SITUATION 11

MAJOR LEAGUE BASEBALL MANUAL

SITUATION 12

SINGLE TO CENTER FIELD

Men on 1B and 2B, or
Men on 1B, 2B, and 3B.

PITCHER: Go halfway between home and 3B, and then back up the base where the throw is going.

CATCHER: Cover home plate.

FIRST BASEMAN: Move into a spot 45 feet from home plate in line with the throw, to be cutoff man. If throw goes to 3B, hustle back to 1B to cover that base.

SECOND BASEMAN: Cover 2B.

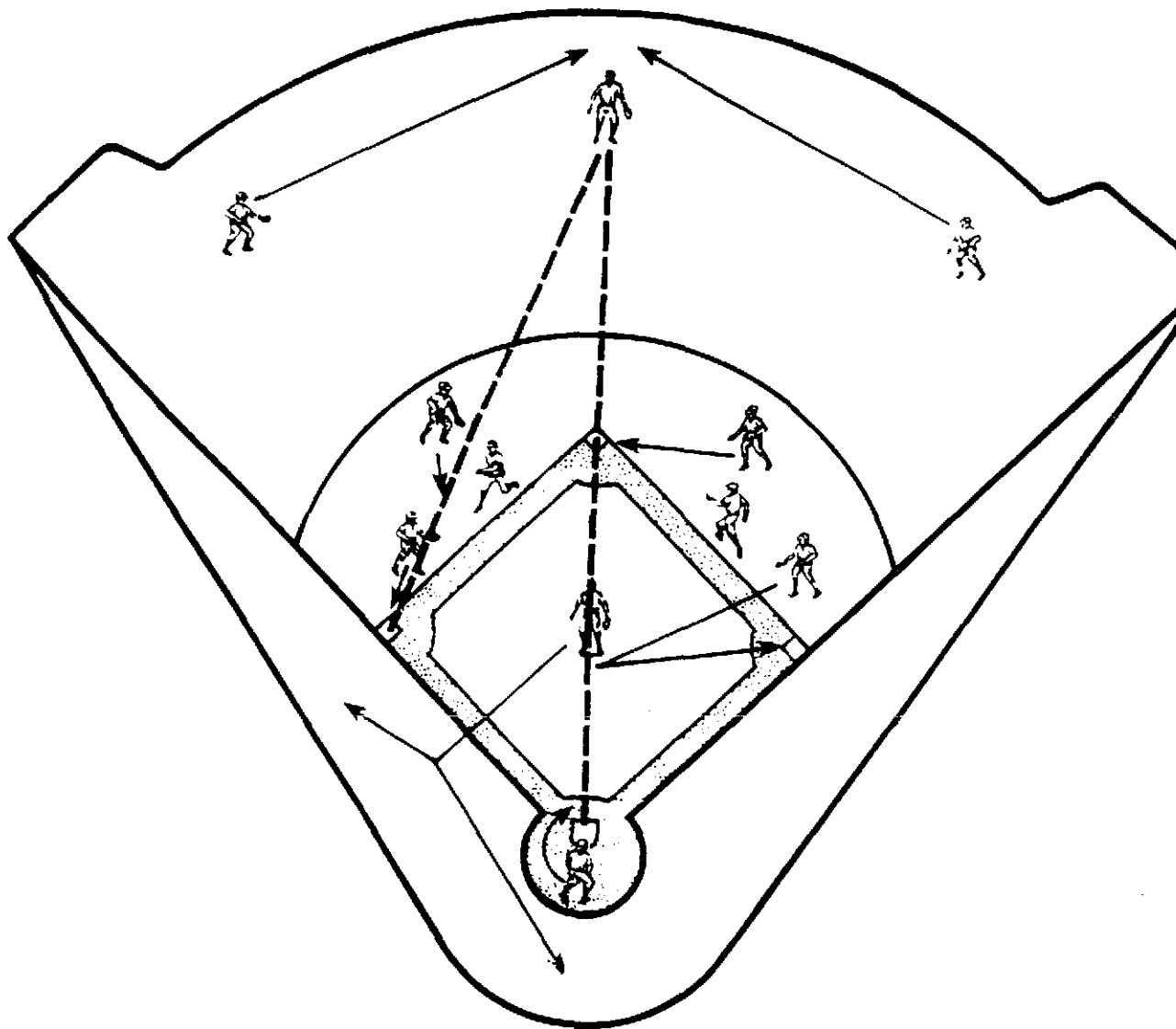
SHORTSTOP: Be the cutoff man for a possible throw to 3B.

THIRD BASEMAN: Cover 3B.

LEFT FIELDER: Back up center fielder.

RIGHT FIELDER: Back up center fielder.

DEFENSIVE ASSIGNMENTS



SITUATION 12

MAJOR LEAGUE BASEBALL MANUAL

SITUATION 13

FLY BALL TO CENTER FIELD OR RIGHT FIELD

Runners on 1B and 3B, or
Bases loaded.

PITCHER: Back up home plate.

SHORTSTOP: Cover 2B.

CATCHER: Cover home plate.

THIRD BASEMAN: Cover 3B.

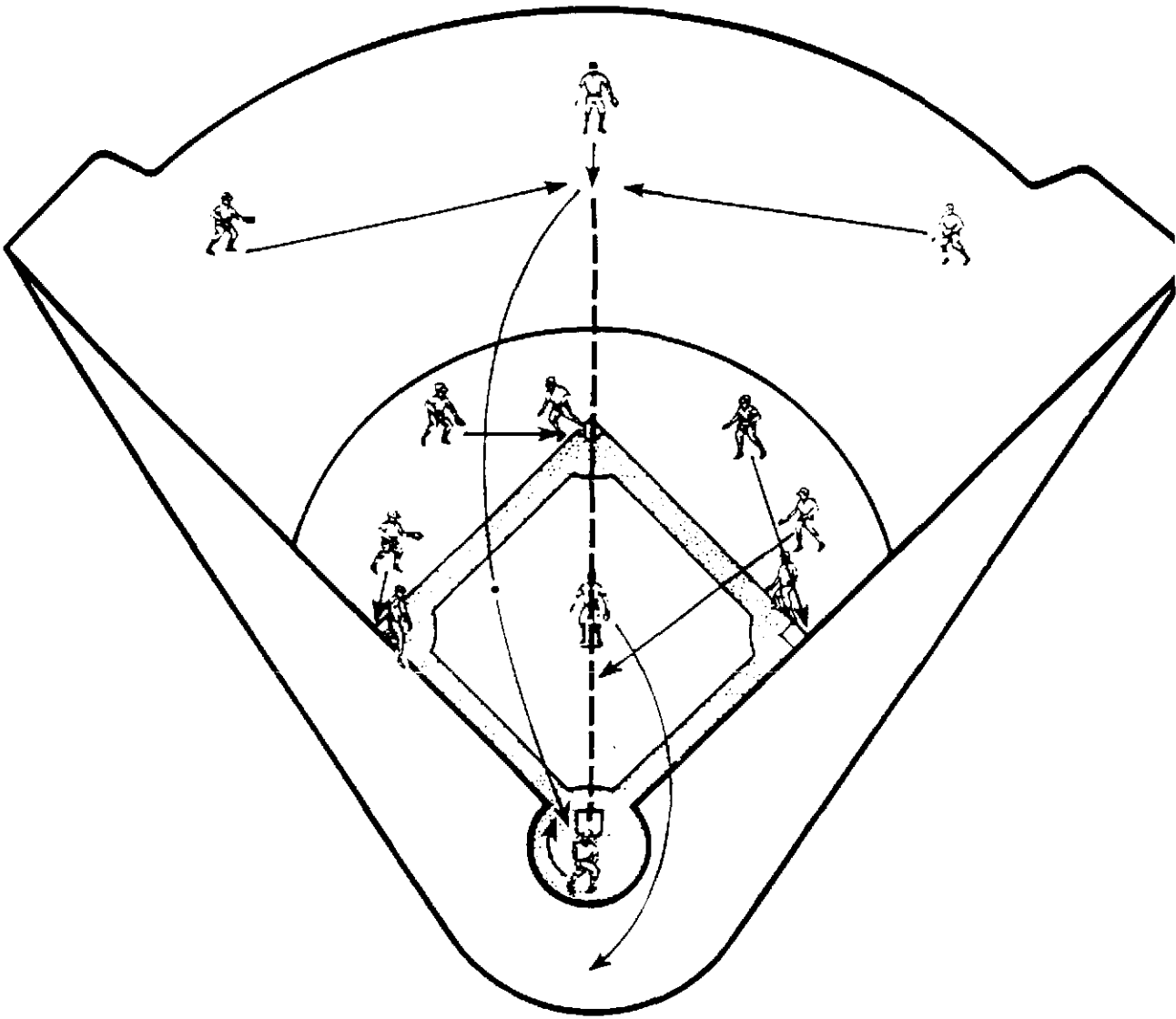
FIRST BASEMAN: Be the cutoff man.

LEFT FIELDER: Move toward fly ball.

SECOND BASEMAN: Cover 1B.

RIGHT FIELDER: Move toward fly ball.

DEFENSIVE ASSIGNMENTS



SITUATION 13

MAJOR LEAGUE BASEBALL MANUAL

SITUATION 14

SINGLE TO RIGHT FIELD

No one on base.

PITCHER: Move to a position half-way between mound and 2B.

SECOND BASEMAN: Go out to take throw from right fielder.

CATCHER: Protect home-plate area.

THIRD BASEMAN: Protect 3B area.

FIRST BASEMAN: Make sure the runner tags the base in making the turn, then cover 1B.

OUTFIELDERS: Center fielder back up right fielder. Left fielder move in toward 3B.

SHORTSTOP: Cover 2B.

MAJOR LEAGUE BASEBALL MANUAL

SITUATION 14

SINGLE TO RIGHT FIELD

No one on base.

PITCHER: Move to a position half-way between mound and 2B.

SECOND BASEMAN: Go out to take throw from right fielder.

CATCHER: Protect home-plate area.

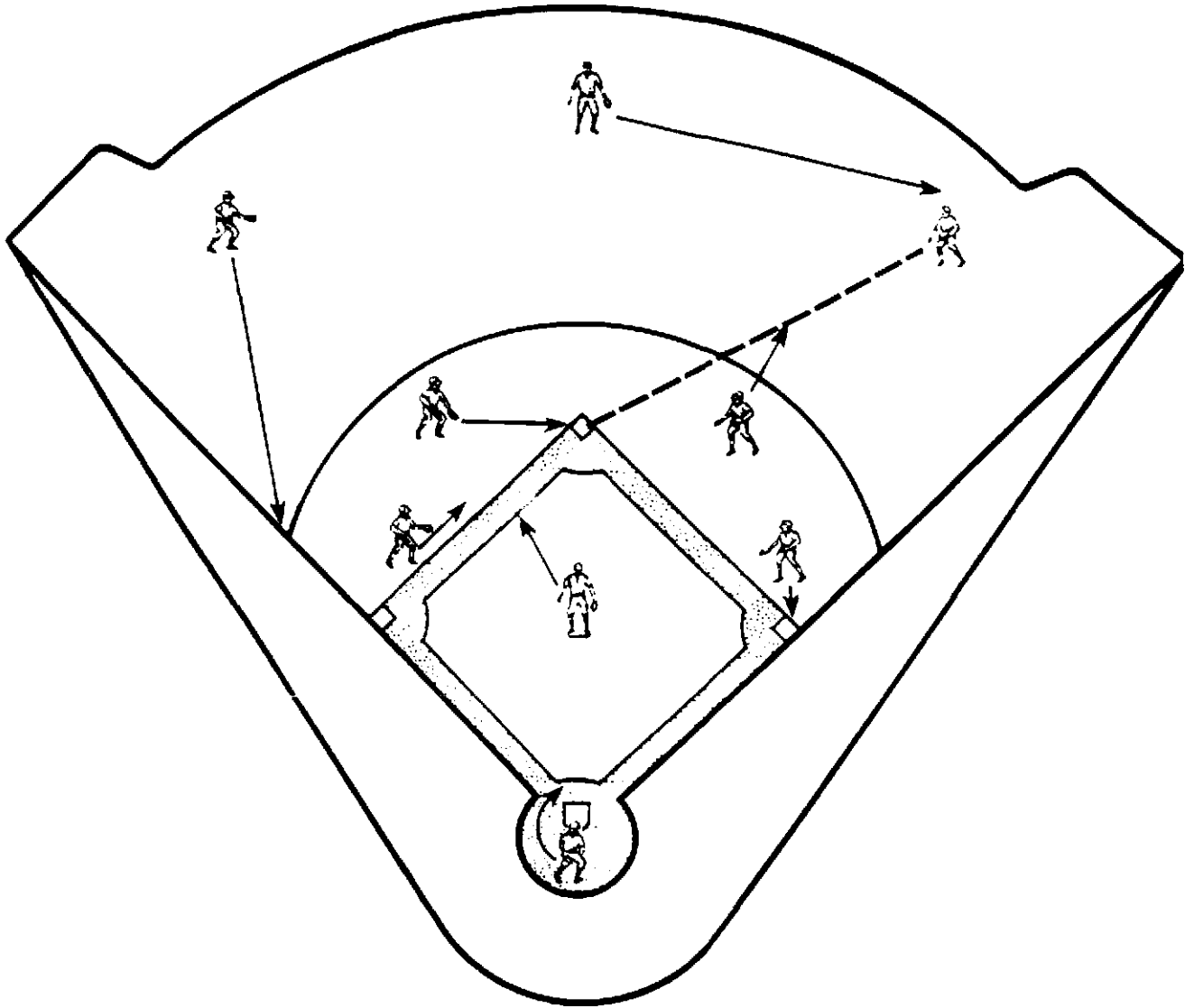
THIRD BASEMAN: Protect 3B area.

FIRST BASEMAN: Make sure the runner tags the base in making the turn, then cover 1B.

OUTFIELDERS: Center fielder back up right fielder. Left fielder move in toward 3B.

SHORTSTOP: Cover 2B.

DEFENSIVE ASSIGNMENTS



SITUATION 14

MAJOR LEAGUE BASEBALL MANUAL

SITUATION 15

SINGLE TO RIGHT FIELD

Man on 1B, or
Men on 3B and 1B.

PITCHER: Back up 3B in line with throw.

CATCHER: Protect home plate.

FIRST BASEMAN: Cover 1B. Make sure runner tags 1B.

SECOND BASEMAN: Cover 2B. Make sure runner tags 2B.

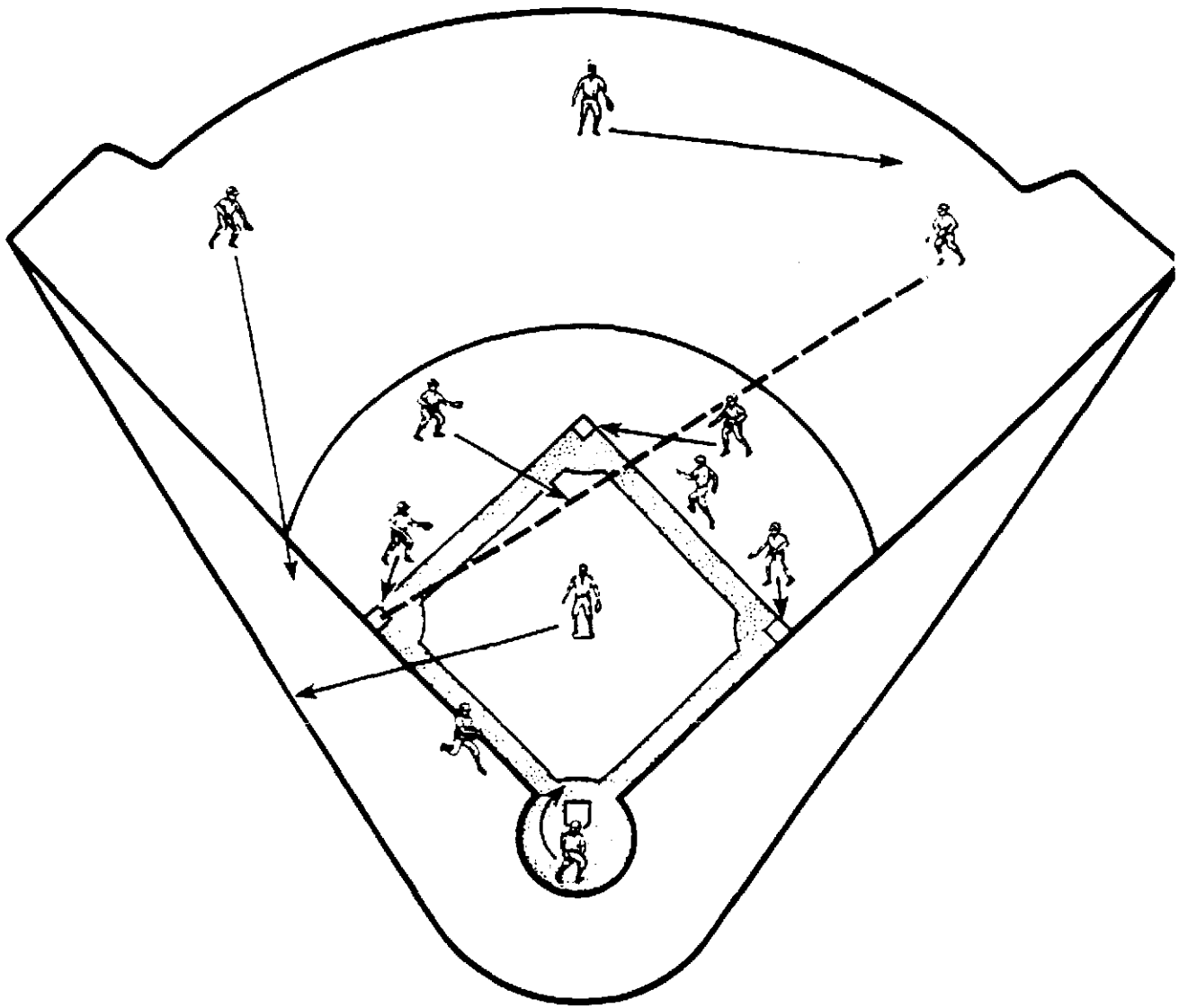
SHORTSTOP: Station yourself about 45 feet from 3B, on a direct line from 3B to the outfielder fielding the ball.

THIRD BASEMAN: Cover 3B.

LEFT FIELDER: Move in toward 3B.

CENTER FIELDER: Back up right fielder.

DEFENSIVE ASSIGNMENTS



SITUATION 15

MAJOR LEAGUE BASEBALL MANUAL

SITUATION 16

SINGLE TO RIGHT FIELD

Man on 2B, or
Men on 2B and 3B.

PITCHER: Back up home plate.

SHORTSTOP: Cover 2B.

CATCHER: Cover home plate.

THIRD BASEMAN: Cover 3B.

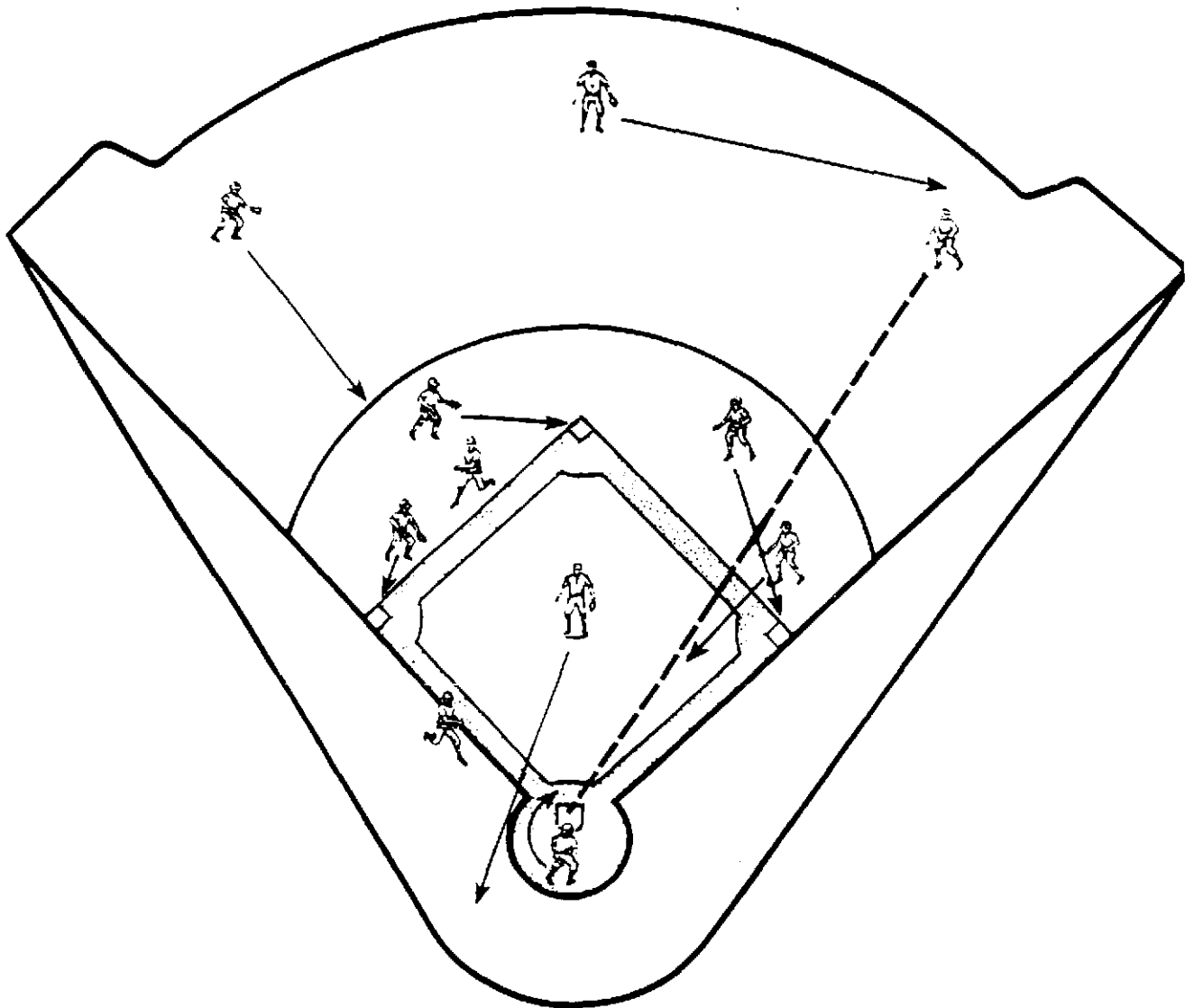
FIRST BASEMAN: Take position about 45 feet from home plate to become cutoff man.

LEFT FIELDER: Move in toward 2B.

CENTER FIELDER: Back up right fielder.

SECOND BASEMAN: Cover 1B.

DEFENSIVE ASSIGNMENTS



SITUATION 16

MAJOR LEAGUE BASEBALL MANUAL

SITUATION 17

SINGLE TO RIGHT FIELD BETWEEN FIRST AND SECOND BASEMEN

Man on 2B, or

Men on 2B and 3B.

PITCHER: Start to cover 1B, then
back up home plate.

CATCHER: Cover home plate.

FIRST BASEMAN: After attempting
to field ball, return to cutoff posi-
tion.

SECOND BASEMAN: After attempting
to field ball, continue to cover 1B.

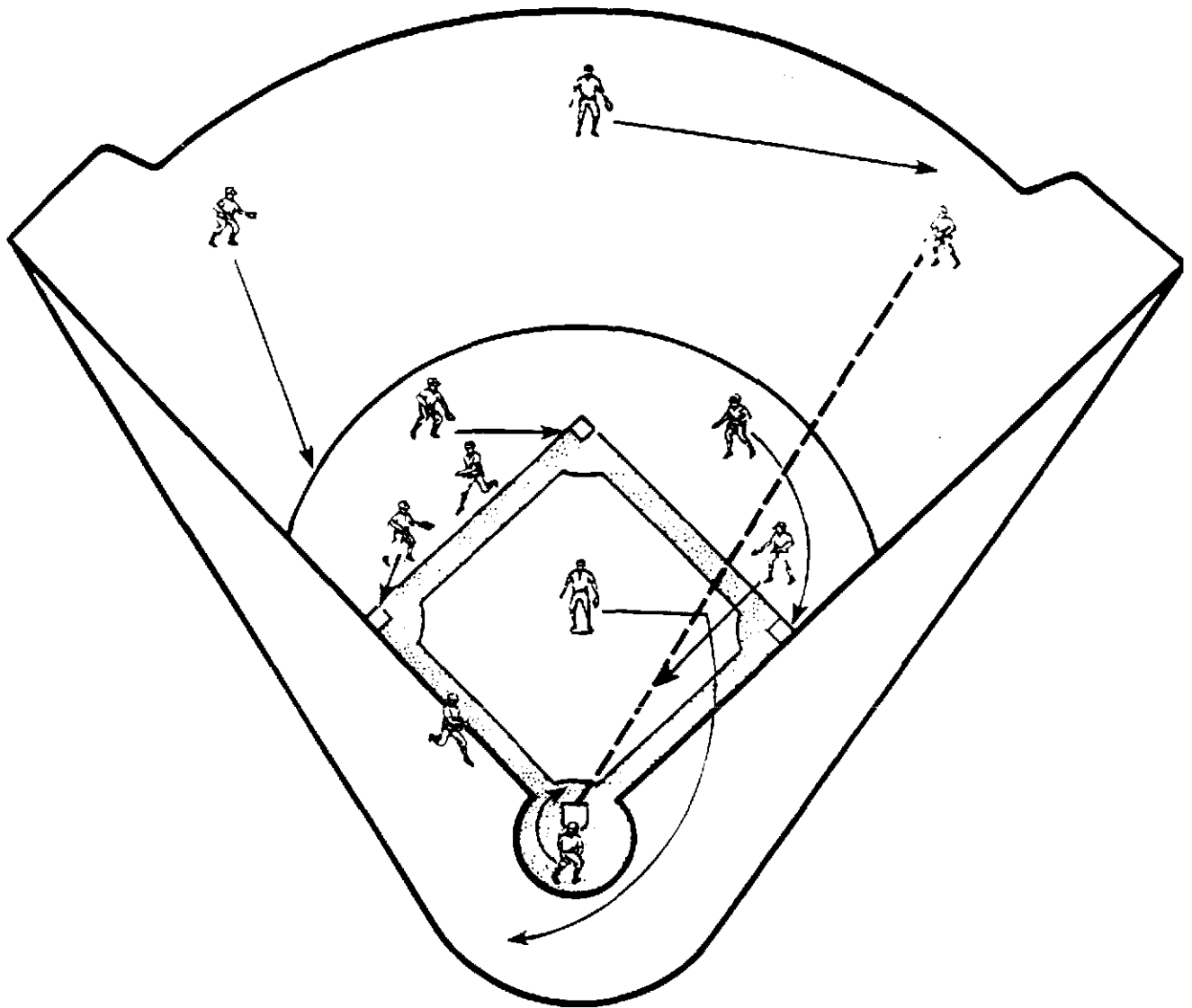
SHORTSTOP: Cover 2B.

THIRD BASEMAN: Cover 3B.

LEFT FIELDER: Move into area be-
hind 3B.

CENTER FIELDER: Back up right
fielder, move in toward 2B after
ball is fielded.

DEFENSIVE ASSIGNMENTS



SITUATION 17

MAJOR LEAGUE BASEBALL MANUAL

SITUATION 18

SINGLE TO RIGHT FIELD

Men on 1B and 2B, or

Men on 1B, 2B, and 3B.*

PITCHER: Go halfway between 3B and home to see where the throw goes.

CATCHER: Cover home plate.

FIRST BASEMAN: Become a cutoff man in case the throw is made to the plate. If throw goes to 3B, cover 1B.

SECOND BASEMAN: Cover 2B.

SHORTSTOP: Cutoff man for the throw to 3B.

THIRD BASEMAN: Cover 3B.

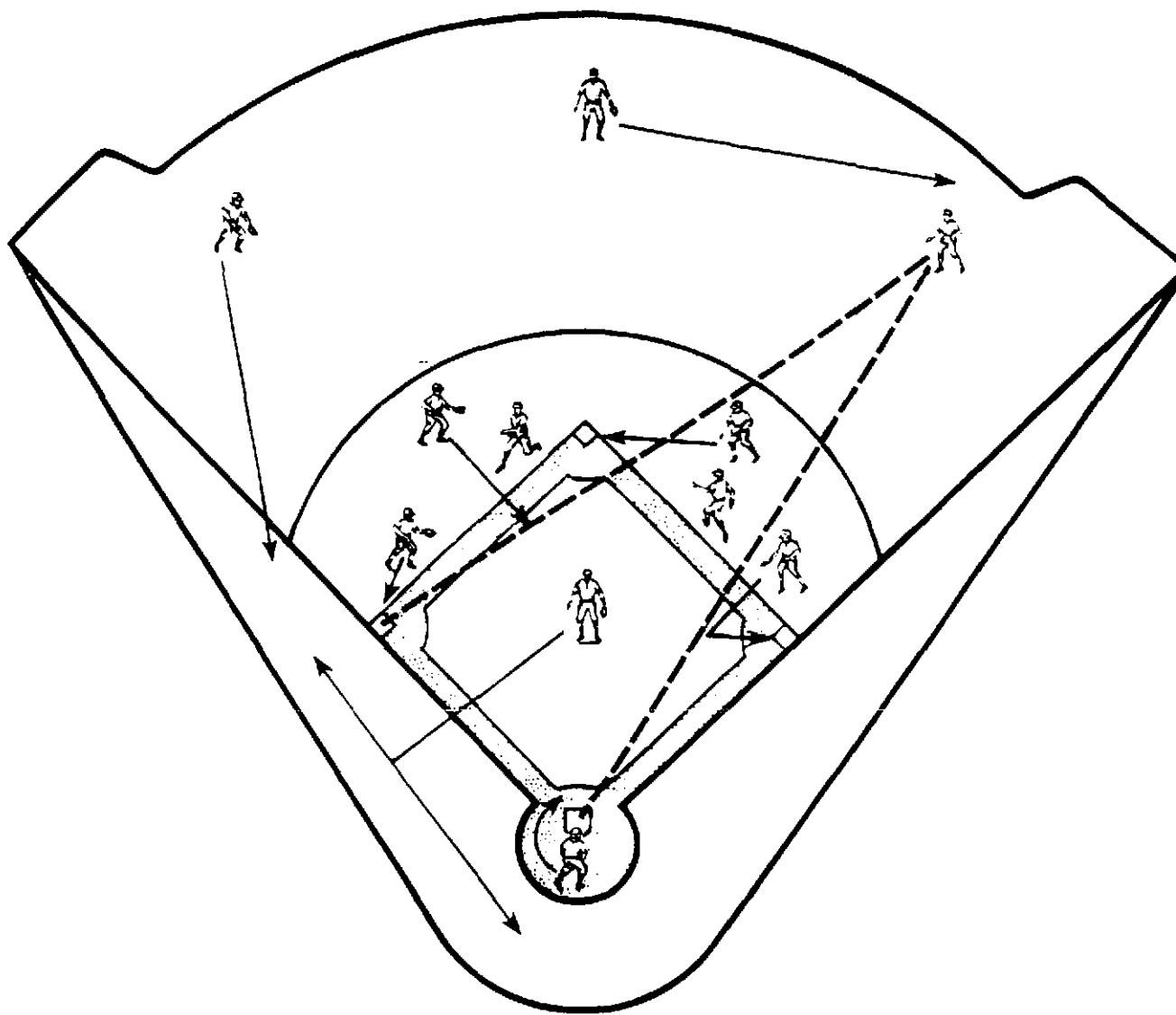
LEFT FIELDER: Move to a point near the line and back up 3B.

CENTER FIELDER: Back up right fielder.

RIGHT FIELDER: Make a low throw to the shortstop to keep the tying or winning run from going to 3B.

* ALWAYS keep tying or winning run from going to 3B with less than two out. Give opposing team two runs to keep the tying run at 2B in this situation. NEVER make a foolish throw to the plate.

DEFENSIVE ASSIGNMENTS



SITUATION 18

MAJOR LEAGUE BASEBALL MANUAL

SITUATION 19

SINGLE TO RIGHT FIELD BETWEEN FIRST AND SECOND BASEMEN

Men on 1B and 2B, or
Bases loaded.

PITCHER: Start to cover 1B, and when ball gets through, back up necessary base.

CATCHER: Cover home plate.

FIRST BASEMAN: When you can't field the ball, return to cutoff position.

SECOND BASEMAN: When you can't field the ball, continue on to cover 1B.

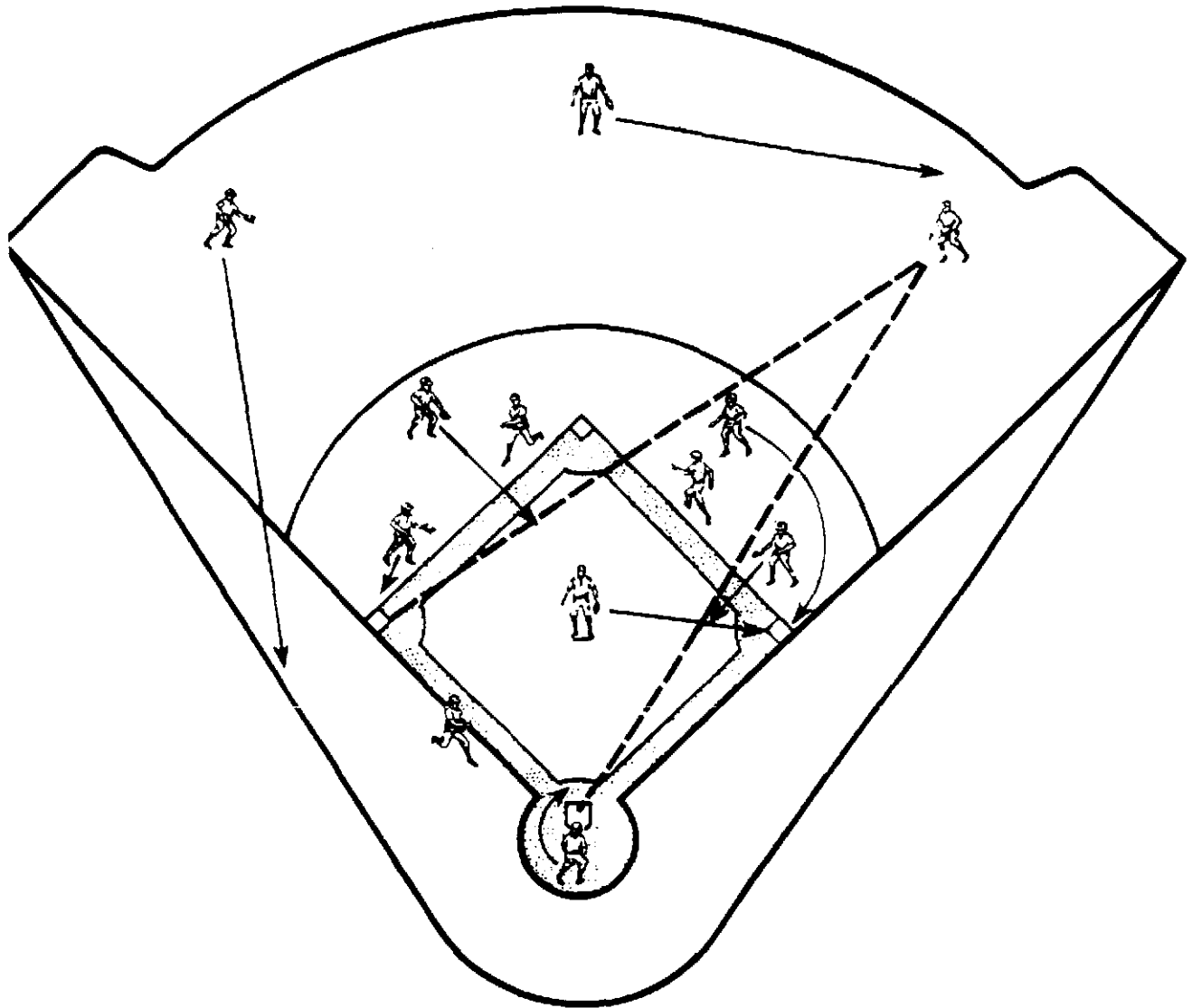
SHORTSTOP: Cutoff man for a possible throw to 3B.

THIRD BASEMAN: Cover 3B.

LEFT FIELDER: Move into area behind 3B to help backup.

CENTER FIELDER: Back up the right fielder.

DEFENSIVE ASSIGNMENTS



SITUATION 19

MAJOR LEAGUE BASEBALL MANUAL

SITUATION 20

DOUBLE, POSSIBLE TRIPLE, TO RIGHT CENTER FIELD

No one on base, or
Man on 3B or 2B, or
Men on 3B and 2B.

PITCHER: Back up 3B. Get as deep as possible.

CATCHER: Protect home plate.

FIRST BASEMAN: Trail the runner to 2B; cover the bag, ready for a play at that base.

SECOND BASEMAN: Go to spot in center field, in line with 3B, to become relay man.

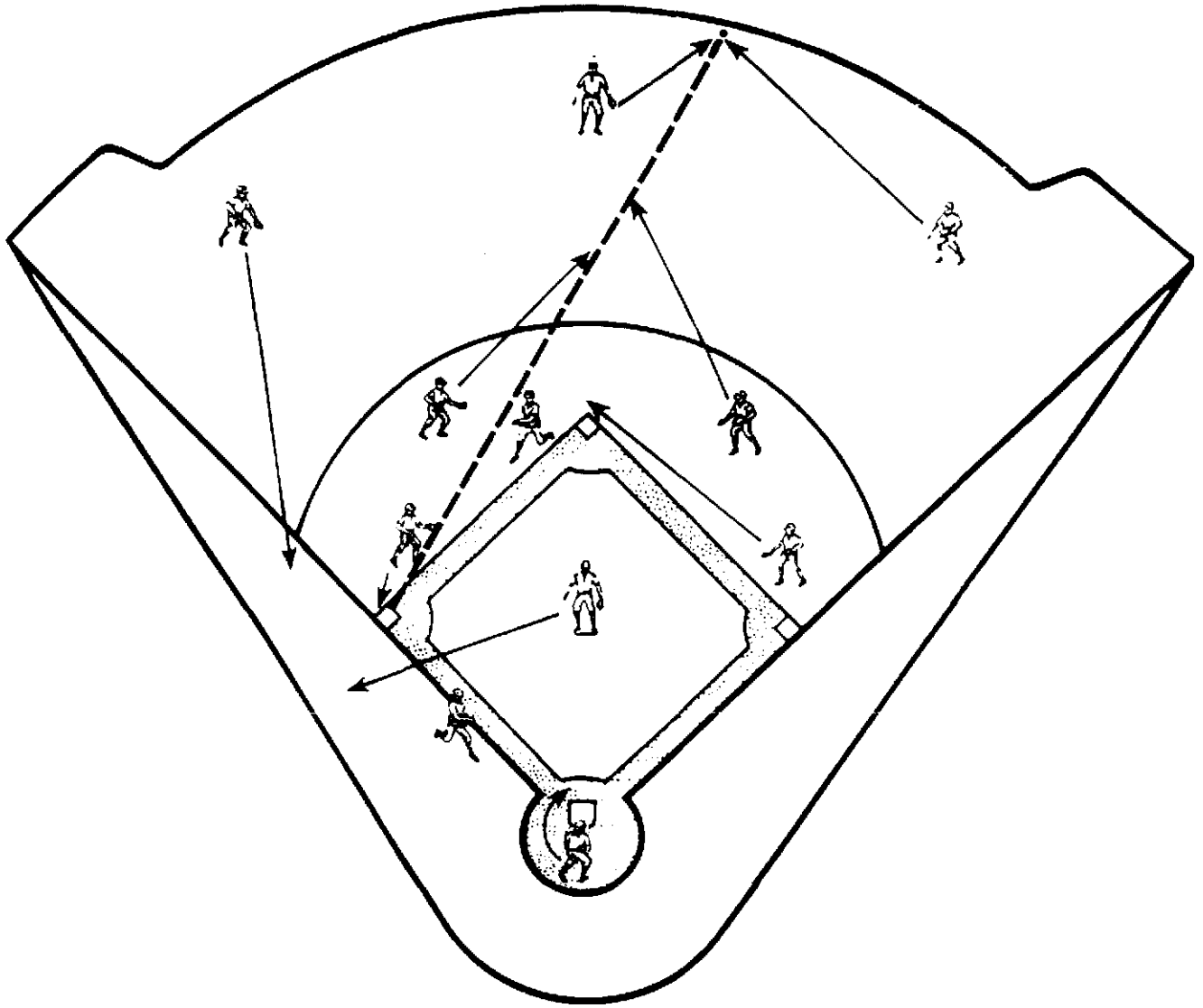
SHORTSTOP: Trail about 30 feet behind second baseman, in line with 3B.

THIRD BASEMAN: Cover 3B.

LEFT FIELDER: Move in toward 3B.

RIGHT FIELDER: Back up center fielder.

DEFENSIVE ASSIGNMENTS



SITUATION 20

MAJOR LEAGUE BASEBALL MANUAL

SITUATION 21

DOUBLE, POSSIBLE TRIPLE. TO RIGHT CENTER FIELD

Man on 1B, or
Men on 1B and 2B, or
Bases loaded.

PITCHER: Go halfway between 3B and the plate to see where the throw is coming, and then back up either base.

CATCHER: Cover home plate.

FIRST BASEMAN: Be the cutoff man.

SECOND BASEMAN: Become relay man.

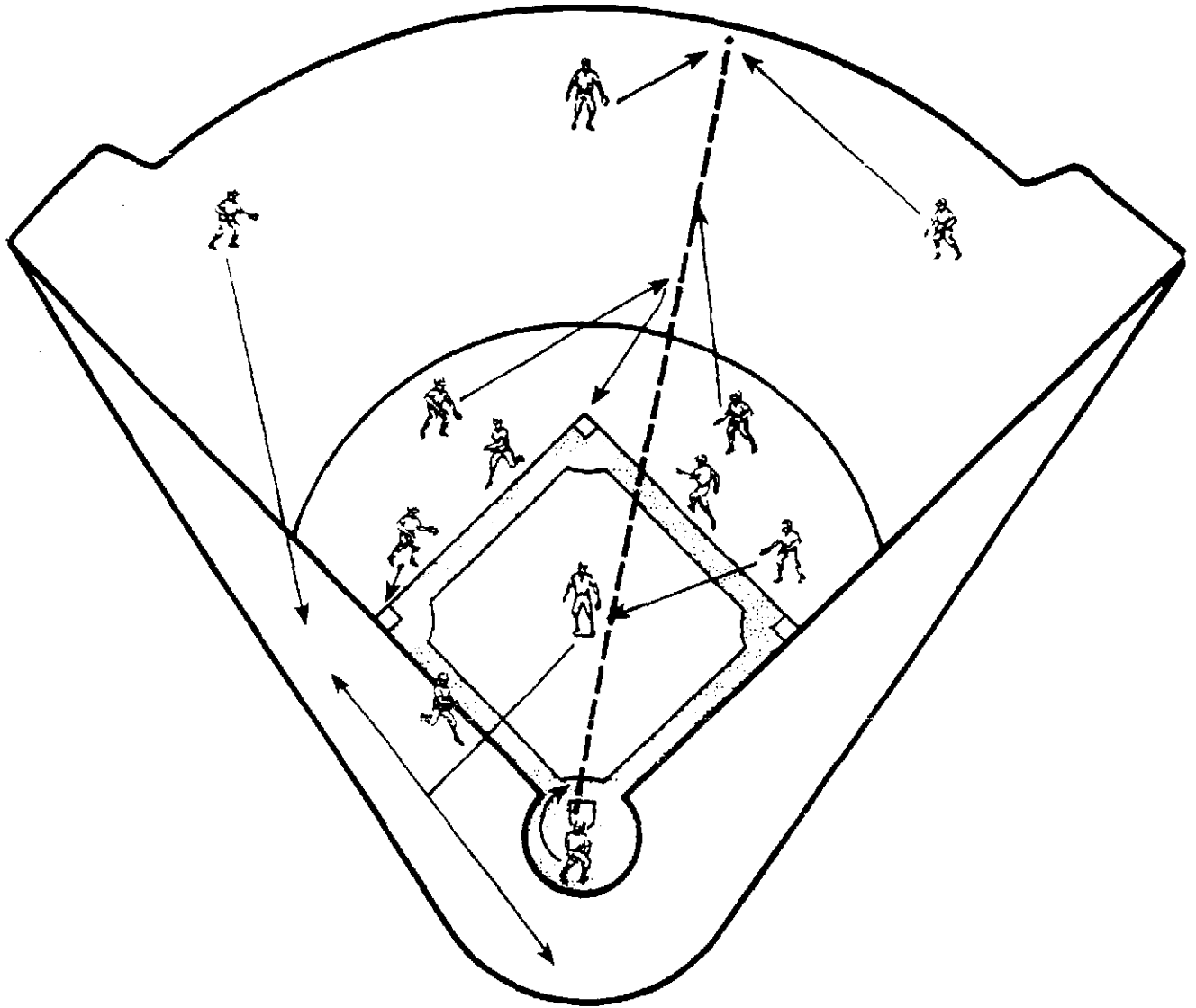
THIRD BASEMAN: Cover 3B.

SHORTSTOP: Be trailer relay man, then return and cover 2B.

LEFT FIELDER: Move into area behind 3B.

RIGHT FIELDER AND CENTER FIELDER: Go after ball.

DEFENSIVE ASSIGNMENTS



SITUATION 21

MAJOR LEAGUE BASEBALL MANUAL

SITUATION 22

DOUBLE, POSSIBLE TRIPLE, DOWN RIGHT-FIELD LINE

No one on base.

PITCHER: Back up 3B.

CATCHER: Protect home-plate area.

FIRST BASEMAN: Backup or safety-valve man.

SECOND BASEMAN: Become first relay man.

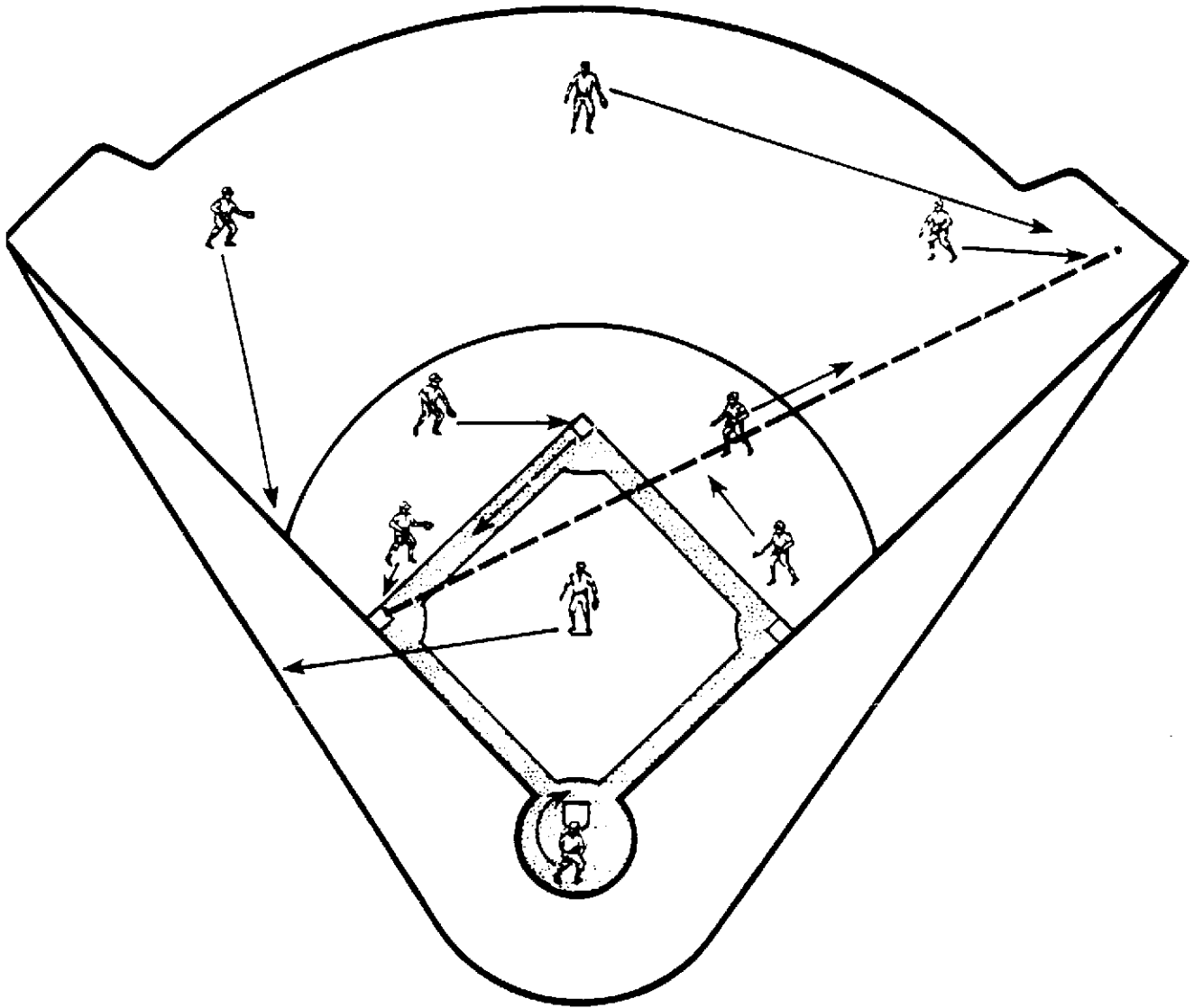
SHORTSTOP: To 2B and then to cutoff position for throw to 3B.

THIRD BASEMAN: Cover 3B.

LEFT FIELDER: Move into an area behind 3B.

CENTER FIELDER: Back up right fielder.

DEFENSIVE ASSIGNMENTS



SITUATION 22

MAJOR LEAGUE BASEBALL MANUAL

SITUATION 23

DOUBLE, POSSIBLE TRIPLE, DOWN RIGHT-FIELD LINE

Man on 1B.

PITCHER: Go halfway between 3B and home to see where throw is going.

CATCHER: Cover home plate.

FIRST BASEMAN: Trail second baseman—remain about 30 feet back.

SECOND BASEMAN: Relay man. Go to a spot in right field along foul line in line with right fielder and home.

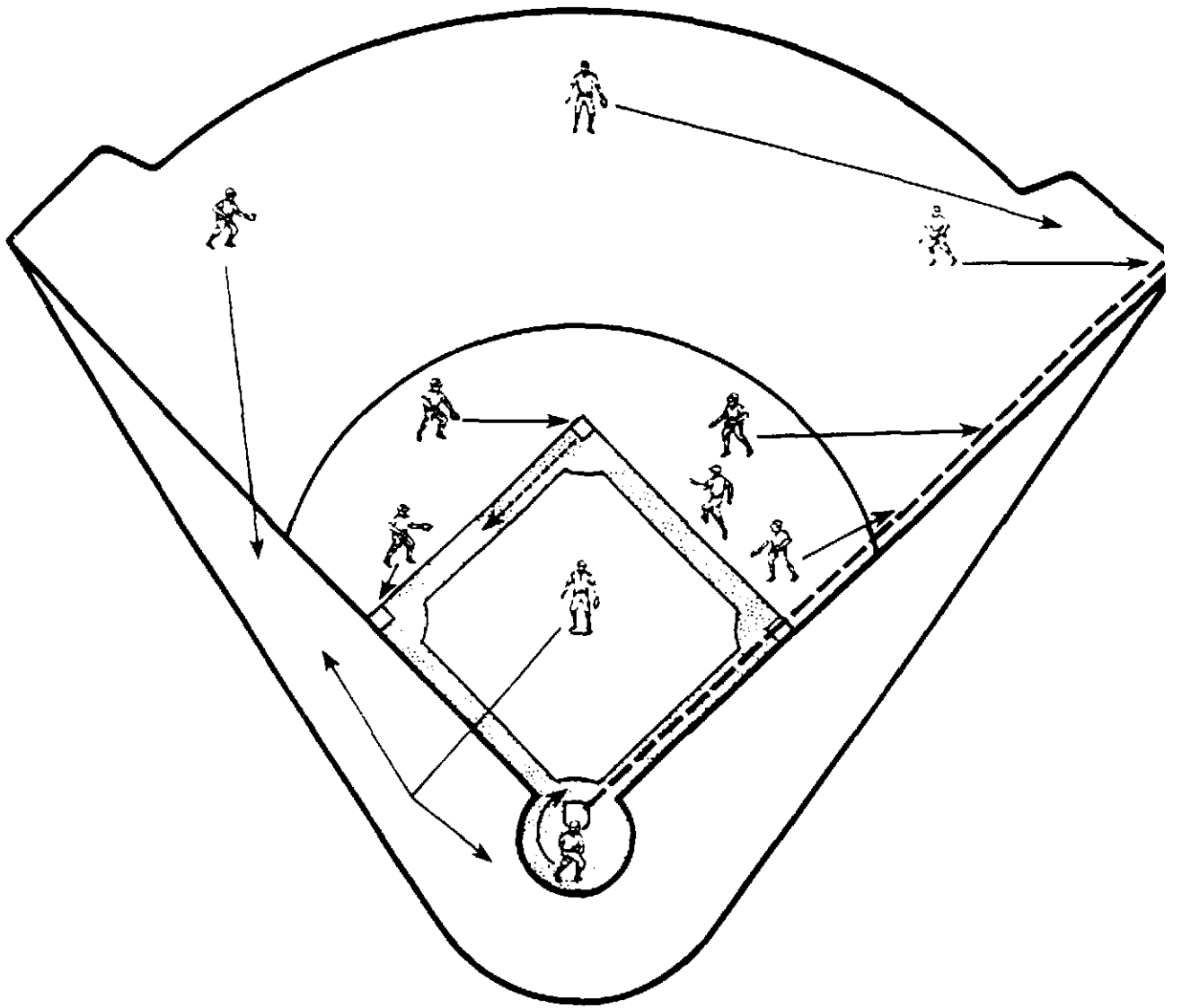
SHORTSTOP: Cover 2B. then to cutoff position for throw to 3B.

THIRD BASEMAN: Cover 3B.

LEFT FIELDER: Move in toward 3B.

CENTER FIELDER: Back up right fielder.

DEFENSIVE ASSIGNMENTS



SITUATION 23

MAJOR LEAGUE BASEBALL MANUAL

POP-FLY SITUATION 1

A FOUL FLY IS HIT BEHIND THE PLATE

Runners on 1B and 3B*

Less than two out.

PITCHER: Cover home plate.

SHORTSTOP: Cover 2B.

CATCHER: Catch pop-up and throw to cutoff man.

LEFT FIELDER: Come in to help back up shortstop and 3B area.

FIRST BASEMAN: Help on pop-up.

CENTER FIELDER: Back up 2B.

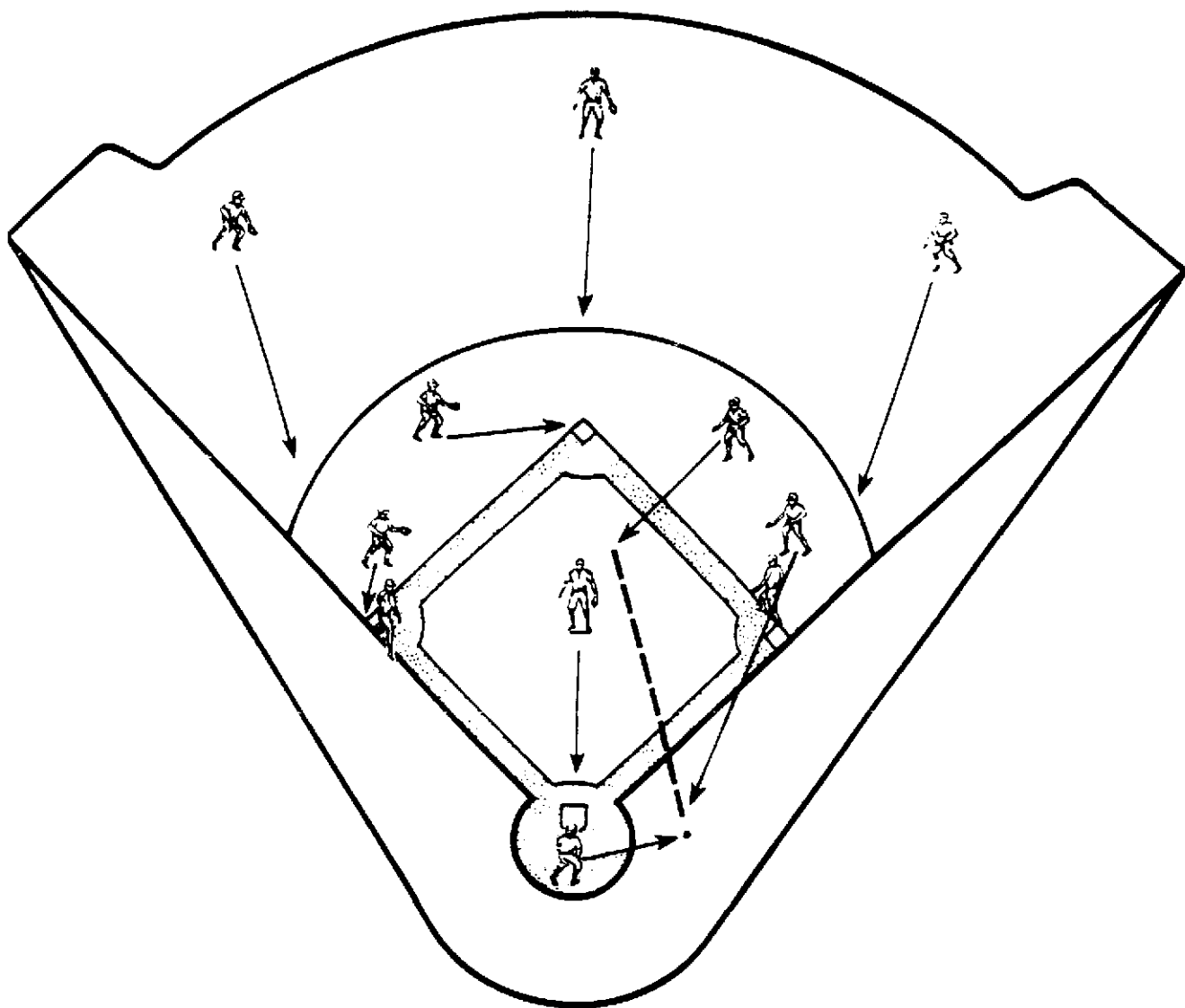
SECOND BASEMAN: Become cutoff man behind the pitcher's mound.

RIGHT FIELDER: Cover 1B.

THIRD BASEMAN: Cover 3B.

* Both runners tag up and runner on 1B breaks for 2B. If there is no cutoff man, the runner on 3B will score easily when the catcher makes his throw to 2B.

DEFENSIVE ASSIGNMENTS



POP-FLY SITUATION 1

POP-FLY SITUATION 2

A POP FLY IS HIT BEHIND 1B

Runners on 1B and 3B, and none out
Both runners tag up and the runner
on 1B breaks for 2B.

PITCHER: Cover 1B.

SHORTSTOP: Cover 2B.

CATCHER: Cover home plate.

THIRD BASEMAN: Cover 3B.

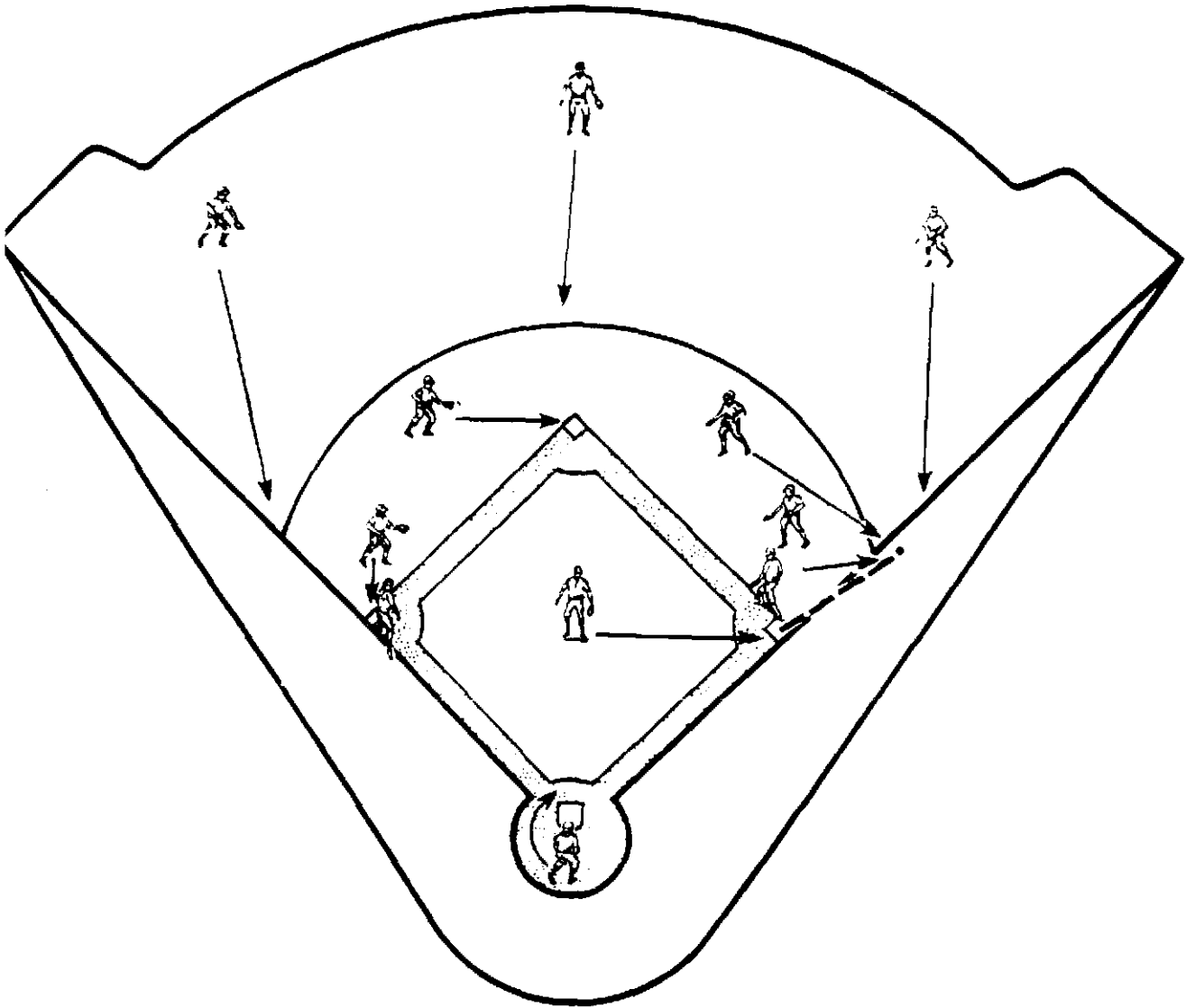
FIRST BASEMAN: Go for pop-up.

LEFT FIELDER: Move into an area
behind 3B for backup man.

SECOND BASEMAN: Also go after the
pop-up; call play if 1B or outfield
makes catch.

CENTER FIELDER: Back up 2B.

DEFENSIVE ASSIGNMENTS



POP-FLY SITUATION 2

MAJOR LEAGUE BASEBALL MANUAL

WILD PITCHES AND PASSED BALLS

SITUATION 1

Runner on 3B, or
Runners on 1B and 3B, or
On 1B, 2B and 3B.

PITCHER: Cover home plate.

SHORTSTOP: Cover 3B.

CATCHER: Retrieve the ball.

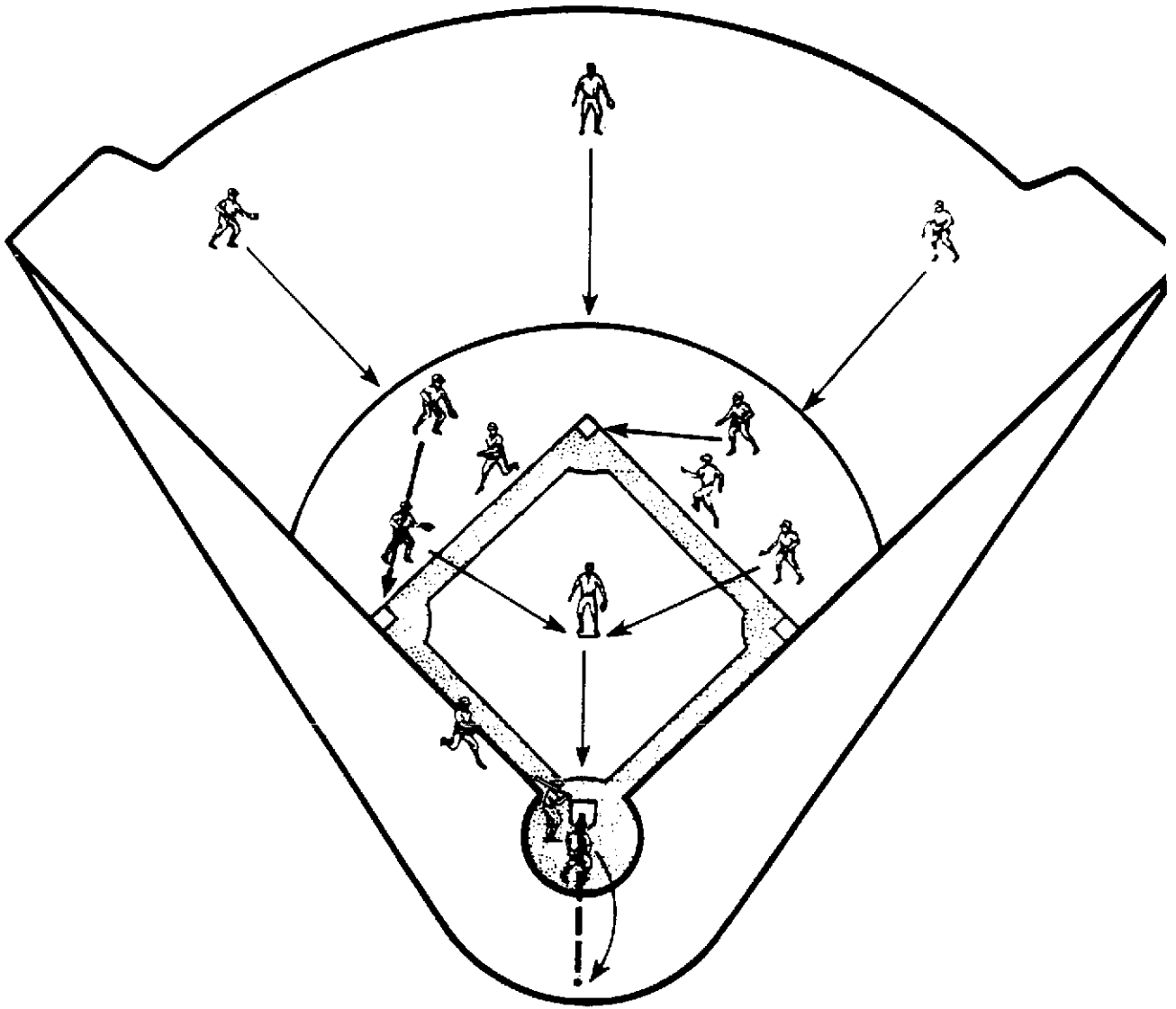
THIRD BASEMAN: Back up plate at the mound.

FIRST BASEMAN: Back up the plate.

All outfielders move toward the in-field area to help where needed.

SECOND BASEMAN: Cover 2B.

DEFENSIVE ASSIGNMENTS



WILD PITCHES AND PASSED BALLS

SITUATION 1

BUNT SITUATION 1

Runner on 1B.

Bunt in order.

PITCHER: Break toward plate after delivering the ball.

CATCHER: Field all bunts possible; call the play; cover 3B when third baseman fields the bunt in close to home plate.

FIRST BASEMAN: Cover the area between 1B and the mound.

SECOND BASEMAN: Cover 1B . . . cheat by shortening position.

SHORTSTOP: Cover 2B.

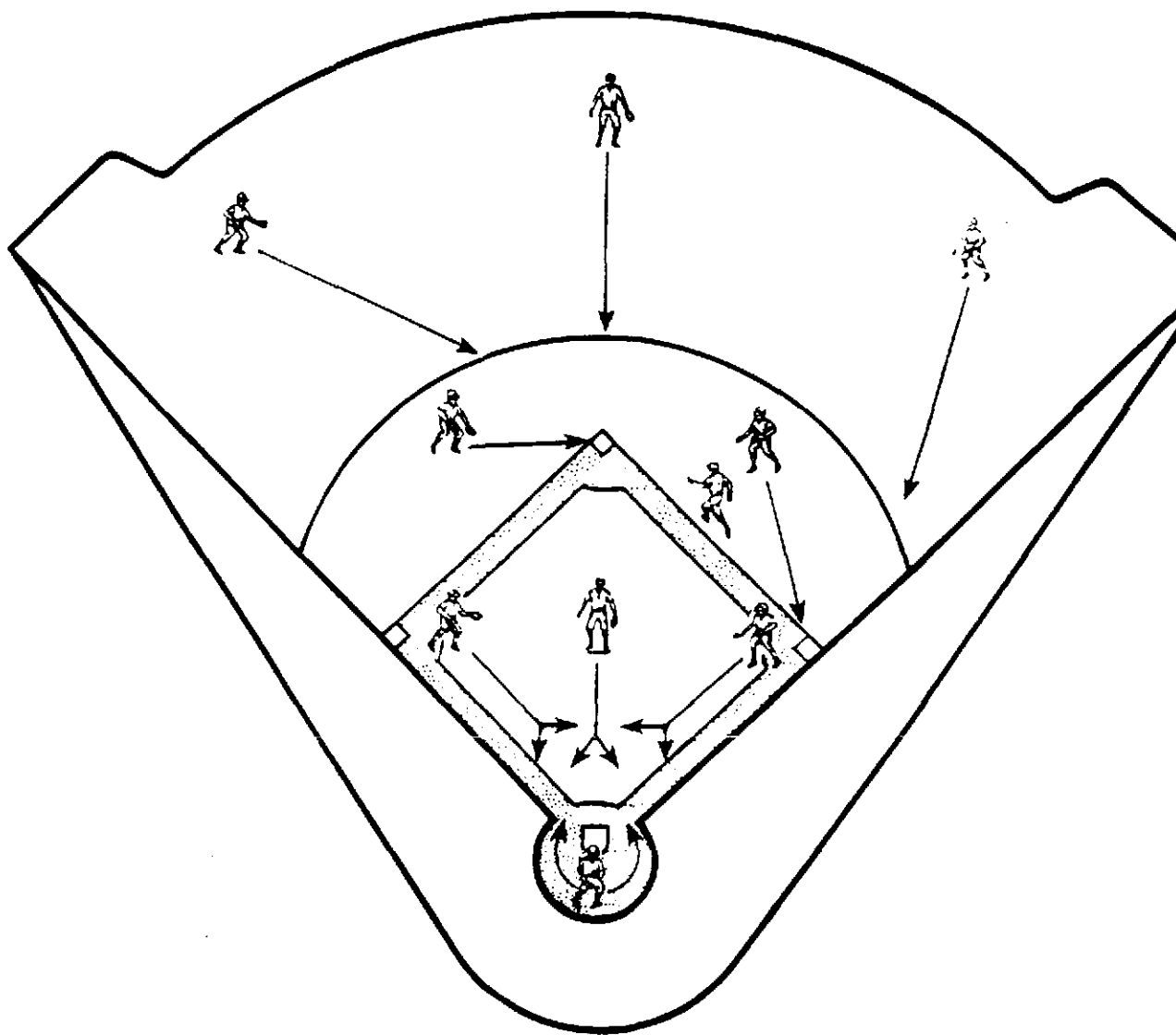
THIRD BASEMAN: Cover the area between 3B and the mound.

LEFT FIELDER: Move in toward 2B area.

CENTER FIELDER: Back up 2B.

RIGHT FIELDER: Back up 1B.

DEFENSIVE ASSIGNMENTS



BUNT SITUATION 1

MAJOR LEAGUE BASEBALL MANUAL

BUNT SITUATION 2

REGULAR BUNT PLAY

With runners on 1B and 2B.

Bunt situation in order.

PITCHER: Break toward 3B line upon delivering the ball, and either make necessary play or call for third baseman to make play.

CATCHER: Field bunts in front of plate; *call the play*.

FIRST BASEMAN: Be responsible for all balls in the area between 1B and a direct line from the mound to home.

SECOND BASEMAN: Cover 1B.

SHORTSTOP: Hold runner close to bag before pitch; cover 2B.

THIRD BASEMAN: Take position on the edge of the grass; be prepared to make play as called by pitcher.

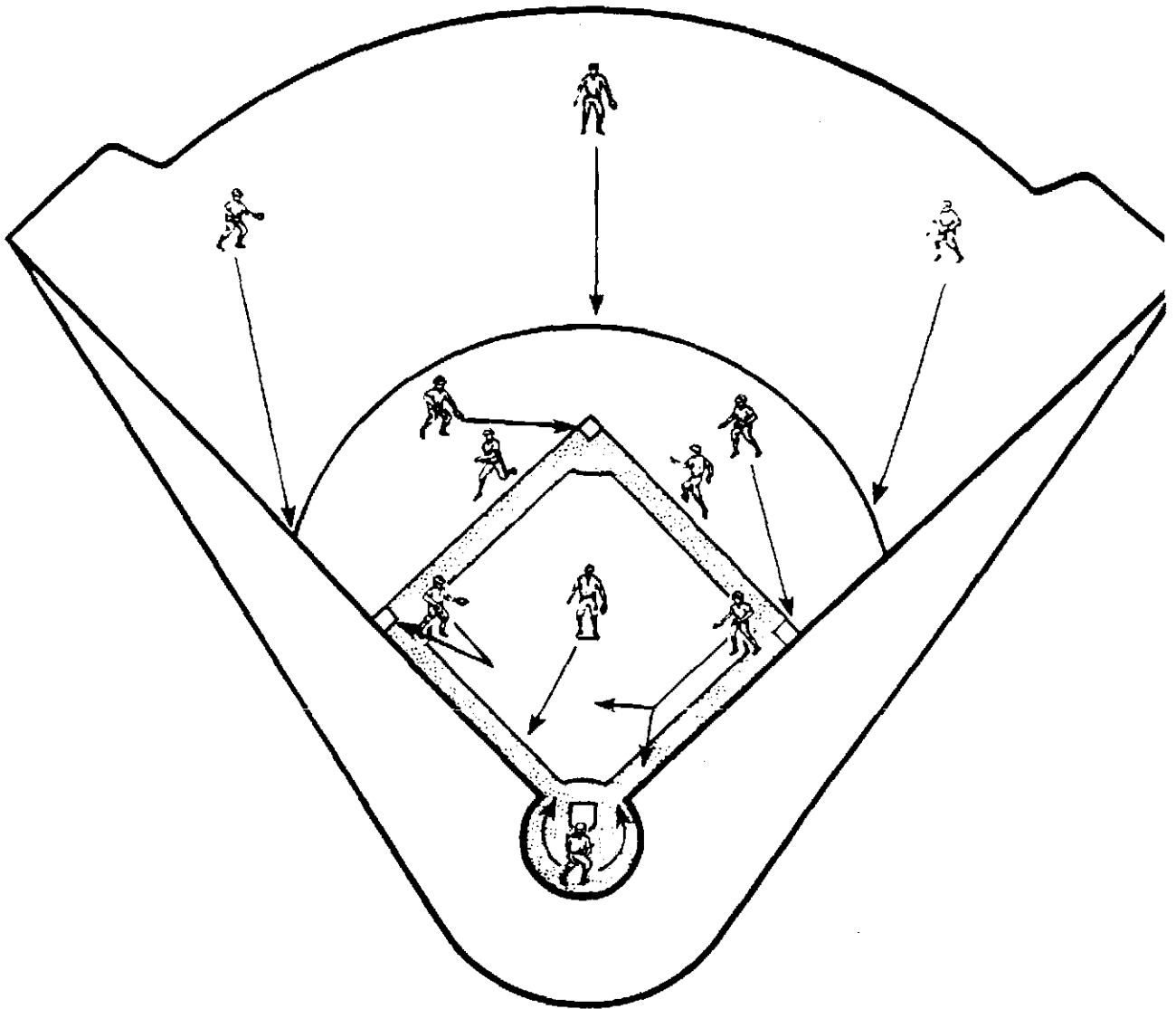
LEFT FIELDER: Back up 3B.

CENTER FIELDER: Back up 2B.

RIGHT FIELDER: Back up 1B.

First objective is to retire the runner at 3B, but one runner *must* be retired.

DEFENSIVE ASSIGNMENTS



BUNT SITUATION 2

MAJOR LEAGUE BASEBALL MANUAL

BUNT SITUATION 3

3B CHARGE PLAY

Runners on 1B and 2B,
Bunt situation in order.

PITCHER: Cover 1B side.

CATCHER: Field bunts in front of plate or *call the play*.

FIRST BASEMAN: Cover 1B.

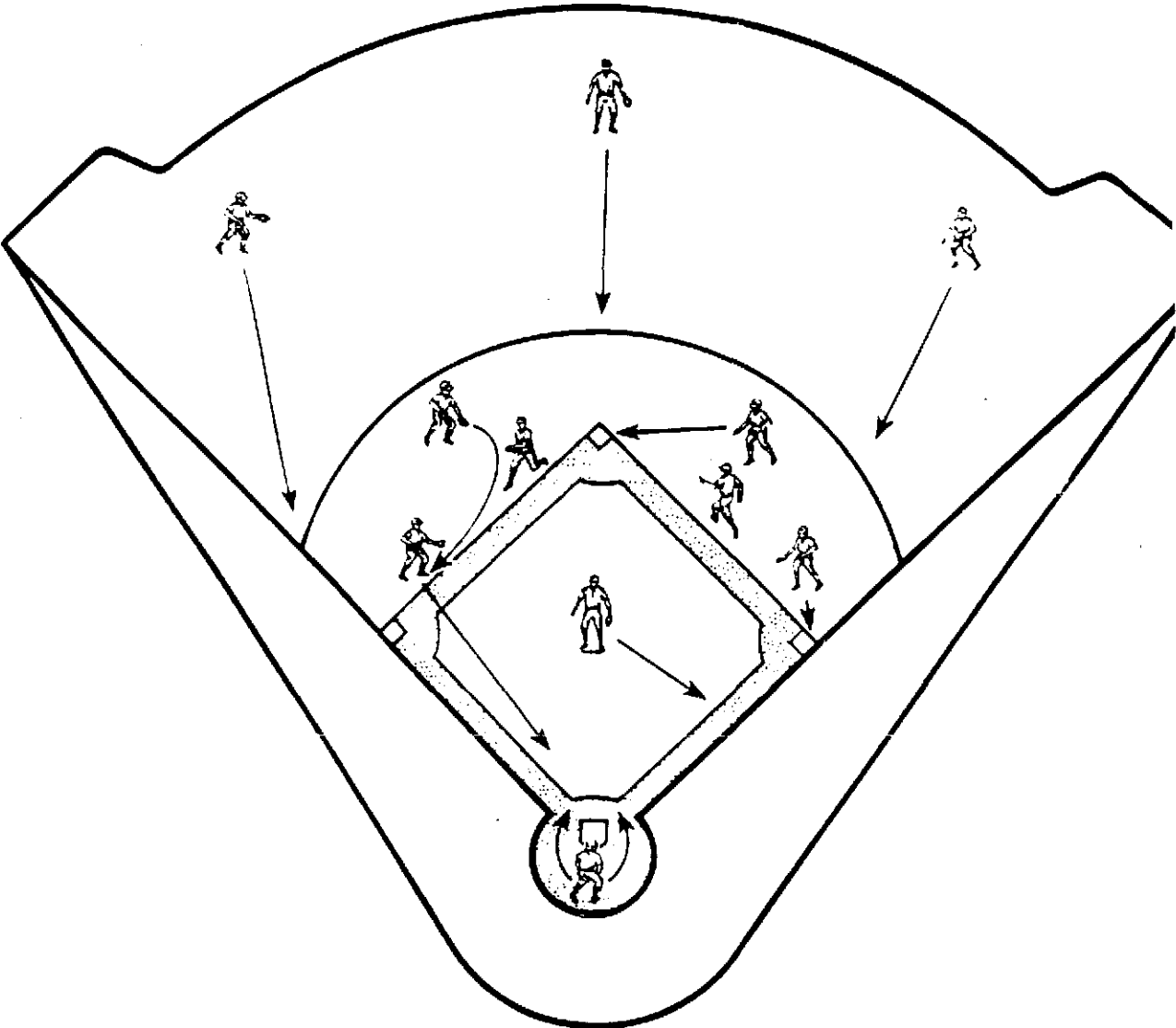
SECOND BASEMAN: Cover 2B.

SHORTSTOP: Bluff runner back to 2B then race to cover 3B.

THIRD BASEMAN: Charge toward the plate.

OUTFIELDERS: Move in toward infield area on *all* bunt situations.

DEFENSIVE ASSIGNMENTS



BUNT SITUATION 3